


ingredients



biscuit



green




icing



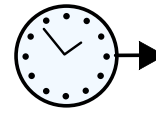
red




icing



you



will



need

2



2

bowls

2



2






spoons









tray













The Hungry Caterpillar biscuits





1 
1. wash your hands

2    **2**  
2, mix your icing in 2 different bowls

3  **1**  to     **1** 
3. use 1 spoon to spread red icing on 1 biscuit

4   to     **4** 
4. use the spoon to spread green icing on 4 biscuits

5           then the   for the body.
5. put your biscuits on a tray, red biscuit first for the caterpillars face, then the green biscuits for the body.

6    
6. leave your biscuit in a safe place to dry