

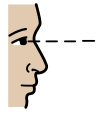
## Indoor Scavenger Hunt:

- Look around your house. Can you find the items in the list? Tick off the items you find.
- There are three versions of this activity. You can either use the list with the unsymbolised words (Page 2) or the list with the symbols (Page 3) or the list with the photographs (Page 4).
- Try to avoid reading the words/symbols/photographs to your child. Let them try to read them by themselves.

Have fun!




# Indoor Scavenger Hunt



Look



around



your




house



and



find



the

following




items.




Check

the



boxes

as



you



find



each one.

chair

spoon

table

pen

cushion

slippers

window

tea  
towel




# Indoor Scavenger Hunt



Look



around



your




house



and



find



the

following




items.




Check

the



boxes

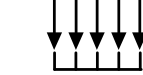
as



you



find



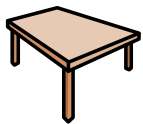
each one.




chair



spoon



table



pen



cushion



slippers



window



tea towel




# Indoor Scavenger Hunt



Look



around



your




house



and



find




the following



items.




Check



the

boxes

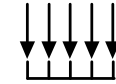
as



you



find



each one.

