
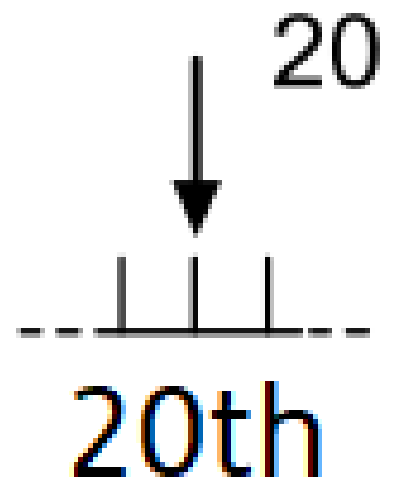


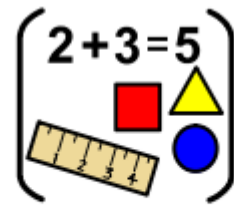
Monday



April



Today is




Maths

## Maths: Measure

This week we are thinking about length and height.

### Ideas:

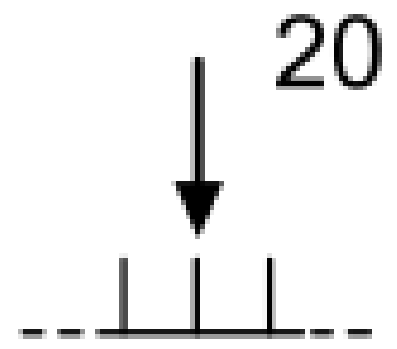
- Can you measure 5 items in your house using your hands, bricks, string, ruler or tape measure (can you use cm or metres)?
- Build a short tower and a tall tower.
- Guess how many strides across your kitchen, how many hands across the sofa? Were you right?




Monday




April



20th



Today is



Seeing



Sensory

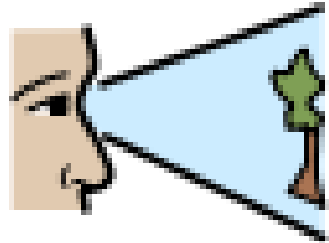


Activity


### Sensory activities:



see



see




yellow



yellow

### Senses - Seeing: yellow


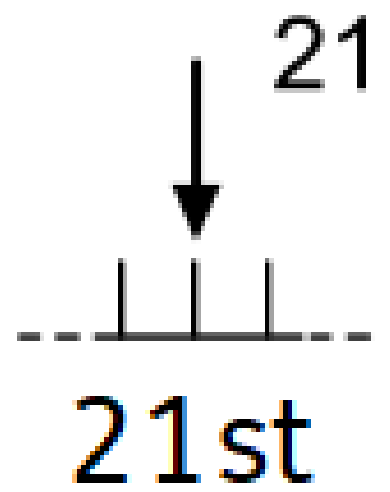
- Sort coloured pasta into different containers
- Cut up yellow pictures from a magazine
- Using yellow material make a picture
- With adult help add yellow food colouring to flour and water and see what happens.
- Walk down the street and count how many yellow flowers you can see



Tuesday



April



Today is

(ABC)

English

### English: Poetry

Watch Don't Put Your Finger In The Jelly Nelly by Nick Sharratt  
<https://www.youtube.com/watch?v=ISBQQQL-d9qw>

#### Don't Put Your Finger In The Jelly Nelly

Don't put your finger in the jelly Nelly,  
You might upset a jellyphant!

Don't put your finger in the pie guy,  
The meringue-utan won't like it!

Don't put your finger in the cheese Louise,  
You'll get caught by an alligrater!

Don't put your finger in the jam Sam,  
It's clawberry flavour!


Don't put your finger in the pasta Jocasta,  
You will wake up the spag-yetti!

Don't put your finger in the shake Jake,  
There's a choctopus about!

Don't put your finger in there Clare,  
Unless you like doughnuts that is!

#### Ideas:


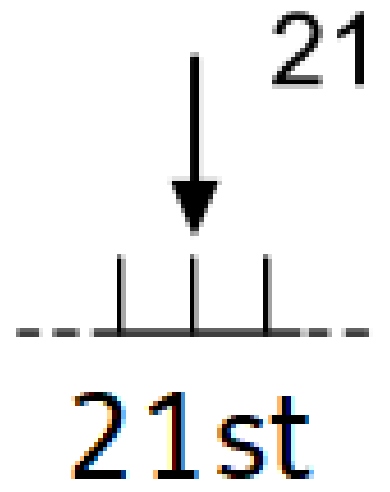
- Can you find the rhyming words in the poem?
- What words rhyme with foods? e.g. cake, bake, steak.
- Make up a poem about your favourite foods. Draw pictures, cut out pictures or explore a variety of foods.



Tuesday



April



Today is



Hearing




Sensory



Activity

## Hearing - Sounds around you:



hear



hear

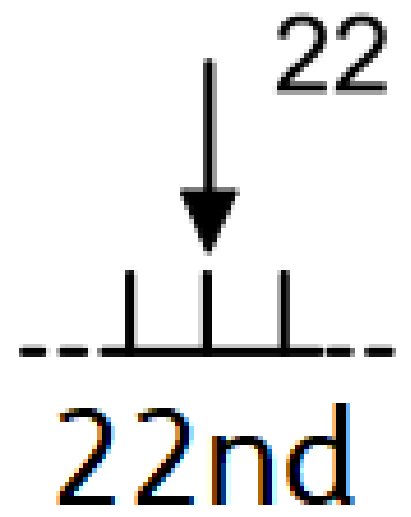
- Collect lots of sticks on a walk and use a phone to record the sound when you break them
- Using pots and pans from the kitchen make a drum kit
- Add rice to a water bottle and decorate
- Use your instruments to show you care for the NHS staff on Thursday- make some noise!




Wednesday



April



22nd



Today is



Reading

+

and



Phonics

Reading: Read with your child and ask them question using the relevant levels below for guidance.

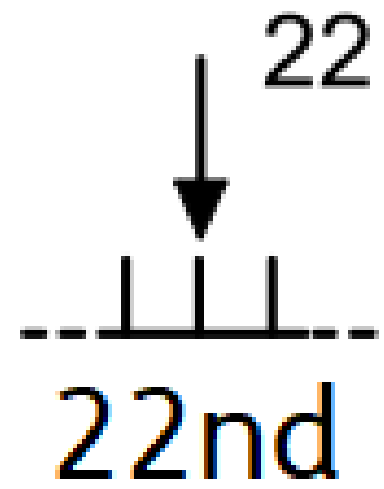
Level 1 Matching Find one like this....	Source of noise What can you hear?
Naming actions What are you doing?	Imitation Say this
Naming objects What is this/that?	Naming people Who is that?
Remembering activities seen/done What did you see/do?	Remembering objects in book What did you see?
Level 2 Describe the scene What's happened? What is happening?	Identifying differences How are these different?
Remembering information Who? What? Where?	Naming object from a category Tell me something that's a (type of)....
Finishing a sentence Finish this...eg "I like... I wish...I can..." "The (object) is (verb/adjective)."	Identifying object functions Show me the one we use for..... Find something that.....
Identify and describe characteristics of objects What size is it? What shape? What colour? How many? How does it taste? Smell? Feel? Where is it?	Attending to 2 characteristics Find something that is ..... and .....
Level 3 Identify an object used with another Find me one to use with this.	Follow 2 stage directions Do this.....and then.....
Describe an event that might happen What will happen next?	Identify similarities How are these the same?
Retell a routine sequence/Give directions Tell me what to do.	Understanding negatives/Identify objects by exclusion Which one is not.....?
Assume role of another What would (could/might) they (she/he) do (say/think)?	Identify alternative Tell me something else we could use/do.
Describe sequence of pictures logically Tell me the story/what happened.	Generalise about a set of events What happened to all of these?
Change pictures in a sequence Make these into a story. Show me the first/middle/last.	Defining a word What is a .....?
Level 4 Predicting changes What will happen if.....?	Explaining obstacles to a solution Why can't we.....?
Justifying a prediction Why did/is.....?	Explaining an observation How can we tell?
Identifying a cause of an event Why did it/that happen?	Problem solving/Selecting means to a goal How could we fix it? What could we use?
Formulate a solution What could you do? How could we fix it?	Explaining means to a goal Why should we use/do that?
Explaining construction of objects Why is ..... made of .....	Explaining emotions/reactions of people/objects Why is ..... doing that?




Wednesday



April



22nd



Today is



Reading

+

and



Phonics

### Phonics:

Look at the letter sounds s, a, t, p

Ideas:

- Find a collection of objects beginning with these letter sounds and sort them by their sound.
- Play silly soup. Use a bowl and add objects beginning with one of the letters. Sing: "I am making silly soup I'm making soup that's silly, I'm going to put it in the fridge to make it nice and chilly" as your child stirs and adds an object while saying the letter sound. [https://www.youtube.com/watch?v=2GoH2K\\_WaLs](https://www.youtube.com/watch?v=2GoH2K_WaLs)
- Write these letters using lower case and capital letters. Make this fun by using a variety of materials e.g. mud, paint, flour and water.
- Write/say a sentence using words beginning with any of these three letters.

Please see link for more guidance: <https://www.phonicsplay.co.uk/>

### Which one?

Lay out a selection of familiar objects with names that contain three phonemes (e.g. leaf, sheep, soap, fish, sock, bus). Check that all the children can recognise each object. Bring out the sound-talking toy and ask the children to listen carefully while it says the names of one of the objects in sound-talk so they can help it to put the sounds together and say the word. The toy then sound-talks the word, leaving a short gap between each sound. Encourage the children to say the word and identify the object. All the children can then repeat the sounds and blend them together - it is important that they do this and don't simply listen to the adult doing so.

### Cross the river

Choose a selection of objects with two or three phonemes as above. There can be more than one of the same object. Make a river across the floor or ground outside with chalk or ropes. Give each child or pair of children an object and check that all the children know the names of the objects. The toy calls out the name of an object in sound-talk (e.g. p-e-g). The children who have that object blend the sounds to make the word and cross the river.

### High frequency words

the that not look put

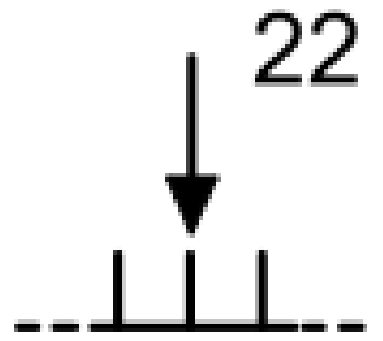
- Practise these words. Say them or write them.
- Can you put these words into a sentence? Say them or write them.




Wednesday



April



22nd



Today is



Smelling

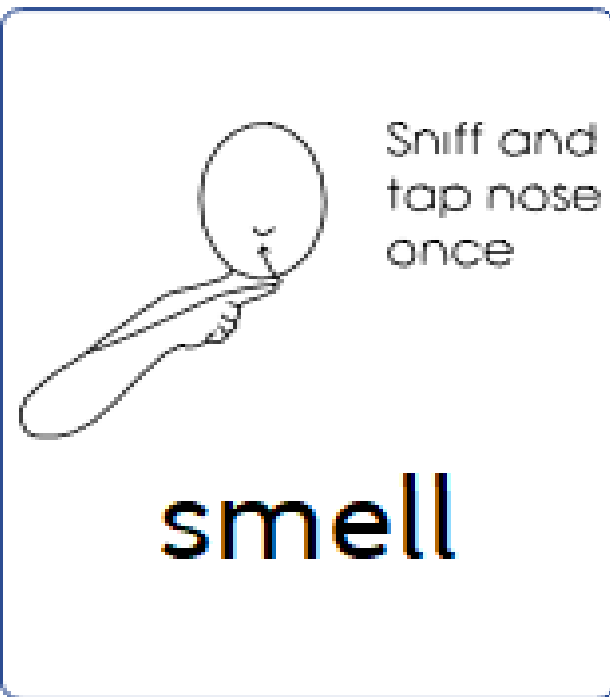


Sensory



Activity

## Senses - Smell



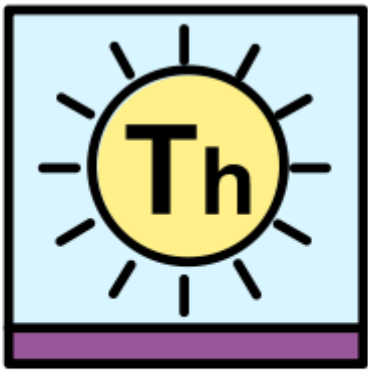
Play Guess the Smell blindfold game with an adult.

Find 5 foods that smell different to each other.

Take it in turns to place the 5 different foods into containers.

Take it in turns to wear the blindfold, open a box, smell the food and guess what the food is.

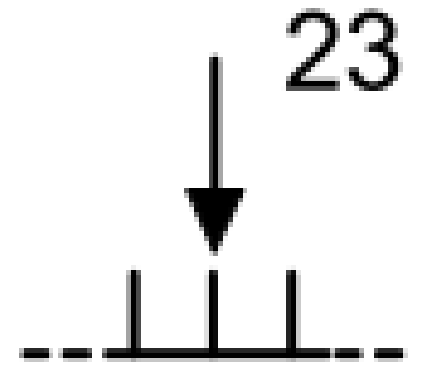
How many did you get right?




Thursday



April



23rd



Today is



Science

### Garden / Home Rainbow Treasure Hunt.

Look at the 7 colours that make a rainbow.

Collect lots of different objects from your home and garden that match these rainbow colours.

If you have some old coloured fabric, cut it into small pieces.

Sort the objects and fabric into the 7 different colours.

Using crayons, coloured pencils or felt tips draw a rainbow.


Match the coloured objects to the correct colour and stick down making a rainbow collage.

Put the rainbow in your window to make everyone happy as they walk past.

[www.stem.org.uk/rx33ho](http://www.stem.org.uk/rx33ho)



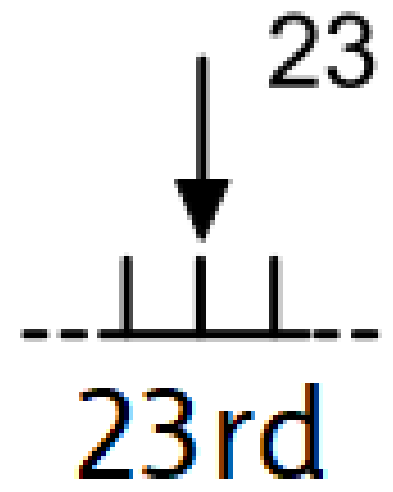





Thursday



April



23rd



Today is



Tasting



Sensory

Activity

### Taste- like/don't like


Choose 5 things in the cupboard that you can use for tasting.

Encourage as many people to play as you can find in your house.

Each person is to taste the food and say whether they like or don't like each piece of food- try some new foods that are different.



like




like



don't



like




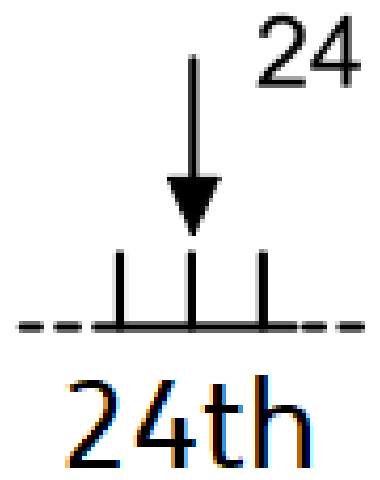
don't like



Friday



April



Today is



Art

+

and



PSHE

## Art: Spring Colours: Egg box flowers

Collect as many empty egg boxes as you can.

Paint the insides different colours.

Mix some of the paints to make new colours- what colours have you made?

Get an adult to help you cut out the egg boxes to make flowers.

Cut up a cereal box to make a frame.

Stick the cardboard flowers onto the box.




[www.imaginationtree.com/egg-carton-flowers/](http://www.imaginationtree.com/egg-carton-flowers/)

## PSHE:

Write about your week

Talk about a good thing from your week.

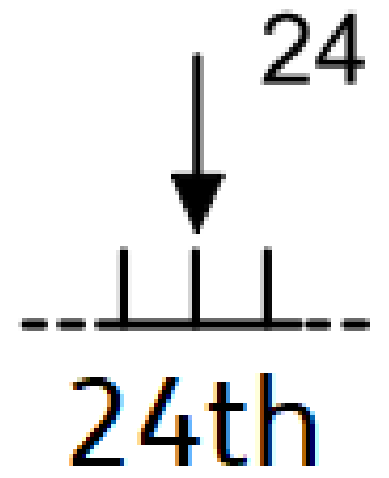
Draw a picture about your week.




Friday



April



24th



Today is



Touching



Sensory



Activity

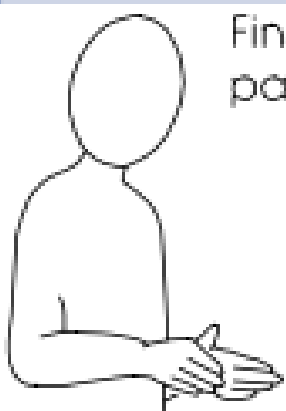
### Touch

- Place salt into 4 different containers
- Add drops of food colouring to each container
- Rub the colour into the salt using a spoon
- Mix the different coloured salt up to make new colours




### Rainbow rice

- Collect 4 (or however many different food colourings you have) food bags.
- Pour some rice into a big bowl.
- Fill 1 cup full of rice and pour into each bag.
- Add  $\frac{1}{2}$  teaspoon vinegar.
- Add 3-4 drops of food colouring for each bag.
- Close the bag and push the rice around until covered in the food colouring.
- Leave in the bags to dry or pour onto a baking tray- one for each colour.
- Wait 2-3 hours and you have lovely rainbow rice to play with.
- <https://www.youtube.com/watch?v=q3Z4x-XDktg>




Fingers touch palm gently


touch



touch



colour



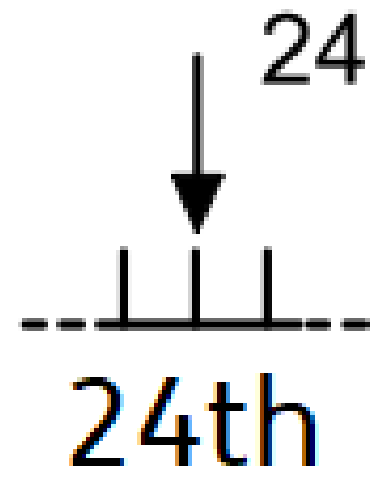
colour




Friday



April



24th



Today is



Touching



Sensory



Activity



red



red



blue



blue



orange

Squeeze orange at corner of mouth



orange



indigo



indigo



yellow



yellow



violet



violet



green



green



rainbow



rainbow