

Labelling Pictures of the Story

- Read through the Little Red Riding Hood Story PowerPoint.
- After reading the story, look at the pictures below. You can use either symbols or words to label parts of the pictures. Can you use these pictures to retell the story?






wolf



Red Riding Hood



roses



path



trees



basket



hood

wolf

Red Riding
Hood

roses

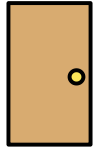
path

trees

basket

hood






door



window



photograph




curtains



dress



shoes



frame

door

window

photograph

curtains

dress

shoes

frame





nightgown



wood cutter



axe



sad



teeth



house



plant

nightgown

wood
cutter

axe

sad

teeth

house

plant