



Using recycled glass bottles and jars to make music.



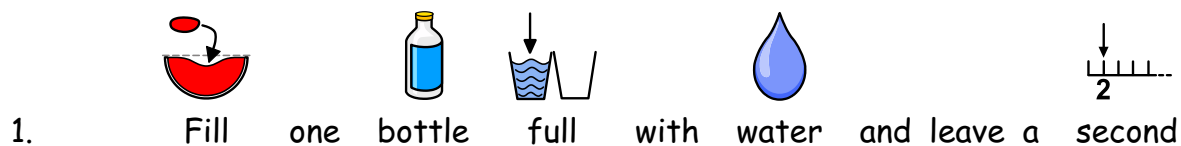
You can make sounds by blowing air and tapping the glass



of bottles and jars containing water.



How to do it:



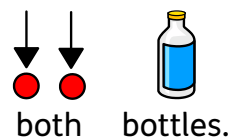
1. Fill one bottle full with water and leave a second




bottle empty.



2. Use the back of a metal spoon to gently hit


















both bottles.


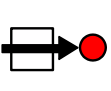

















Are the sounds different?

3.  fill  a third  bottle  half full  with  water.





4.  Gently  hit  all  three  bottles.  How  does  it  sound?






5.  Next  fill  more  bottles  with  different  amounts  of  water

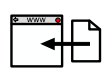






6.  blow  across  the  top.  How  does  that  sound?


7.  Make  different  sounds  by  blowing  and  tapping  the  bottles

  
and jars.

8.  Try  a  wooden spoon,  does  it  sound  different?

9.  Can  you  make up  a  tune?

10.  Upload  your  music  to  evidence  for  learning.

 Have  Fun