

Grown ups!

Here is a board game to help refresh and teach your child some letter sounds. The aim of the game is to fill your table with stars by working your way around the board (rolling a dice and moving the amount of spaces). You earn 1 star for each letter sound you say correctly. The first person to fill their table with stars wins the game!

To get you started, you will need to print this document so that you have the board. You will also need to cut out the other parts (stars and tables). You will need 1 dice and counters (or similar!) to move around the board.

Extension ideas-

Encourage some addition by using 2 dice. Your child will have to find the total to move the correct number of spaces!

Ask your child if they can see something near them/think of something that begins with the sound they have landed on.

If you notice they are getting a particular sound correct consistently, try saying it wrong yourself when you land on it so that they can correct you!

a

s

t

p


g

c

i

n

p



Roll

a



dice

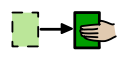
+

and

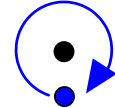


take turns

to



move



around

the



board

the

o

c



correct

123

number

of



spaces!

k

s

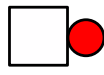


Win

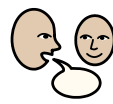
a



star

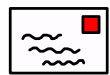


by

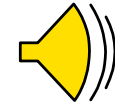


saying


the



letter



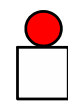
sounds



you



stop



on!

a

k

s

i

c

p

g

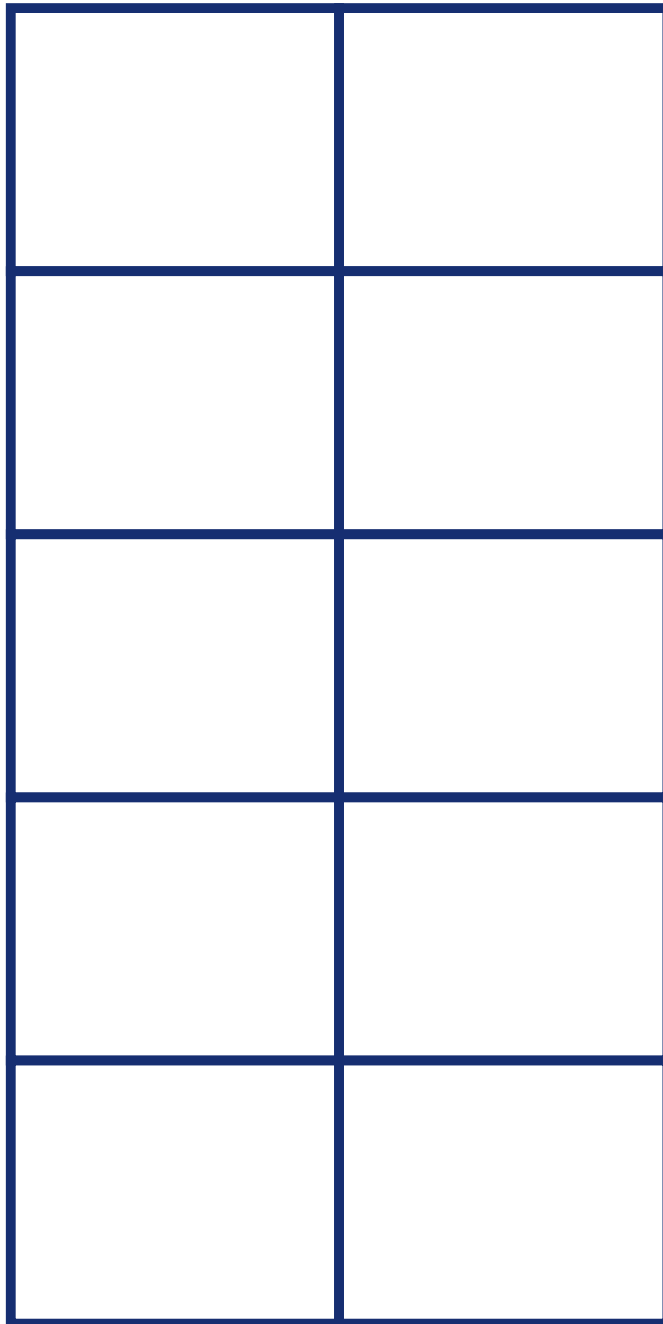
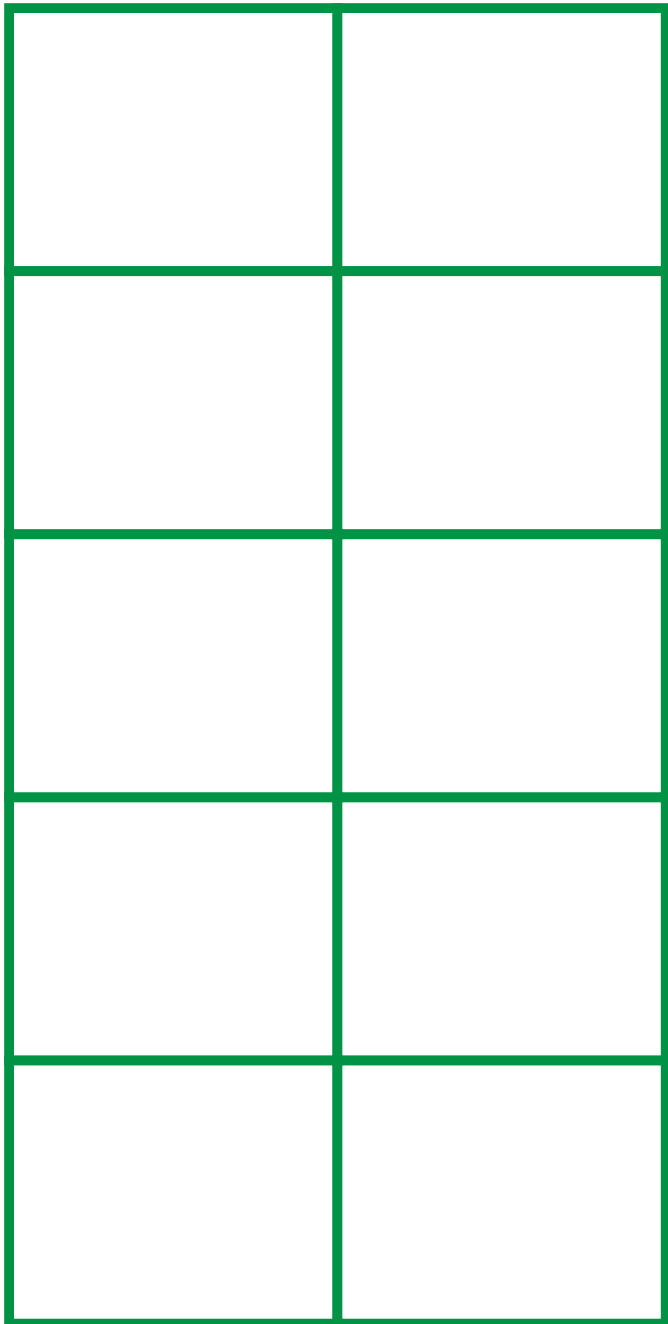
o

n

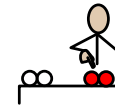
t

Start here!

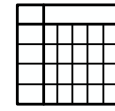




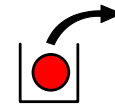
Cut



these




tables



out



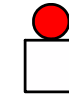
to place



your

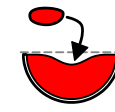


stars

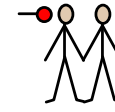


on!

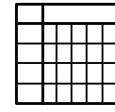
Whoever



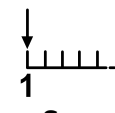
fills



theirs



table

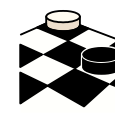


first



wins

the



game!

