

Grown ups!

Here is a board game to help your child to blend some letter sounds to read simple words. The aim of the game is to fill your table with stars by working your way around the board (rolling a dice and moving the amount of spaces). You earn 1 star for each word you sound out and read correctly. The first person to fill their table with stars wins the game!

To get you started, you will need to print this document so that you have the board. You will also need to cut out the other parts (stars and tables). You will need 1 dice and counters (or similar!) to move around the board.

Extension idea-

Encourage some addition by using 2 dice. Your child will have to find the total to move the correct number of spaces!

Don't forget-

Remember to sound the words out and read them as though you have never seen them before!

This will model it to your child correctly. For example 's' - 'i' - 't' - 'sit'.

sat

cat

tap

sit

sip

tip

pin

pat

pan

Roll a dice and take turns to move around the board the

✓ 123
correct number of spaces!

Win a star for each word you read correctly!

pan

rat

pot

pet

sad

can

can

pin

tip

sun

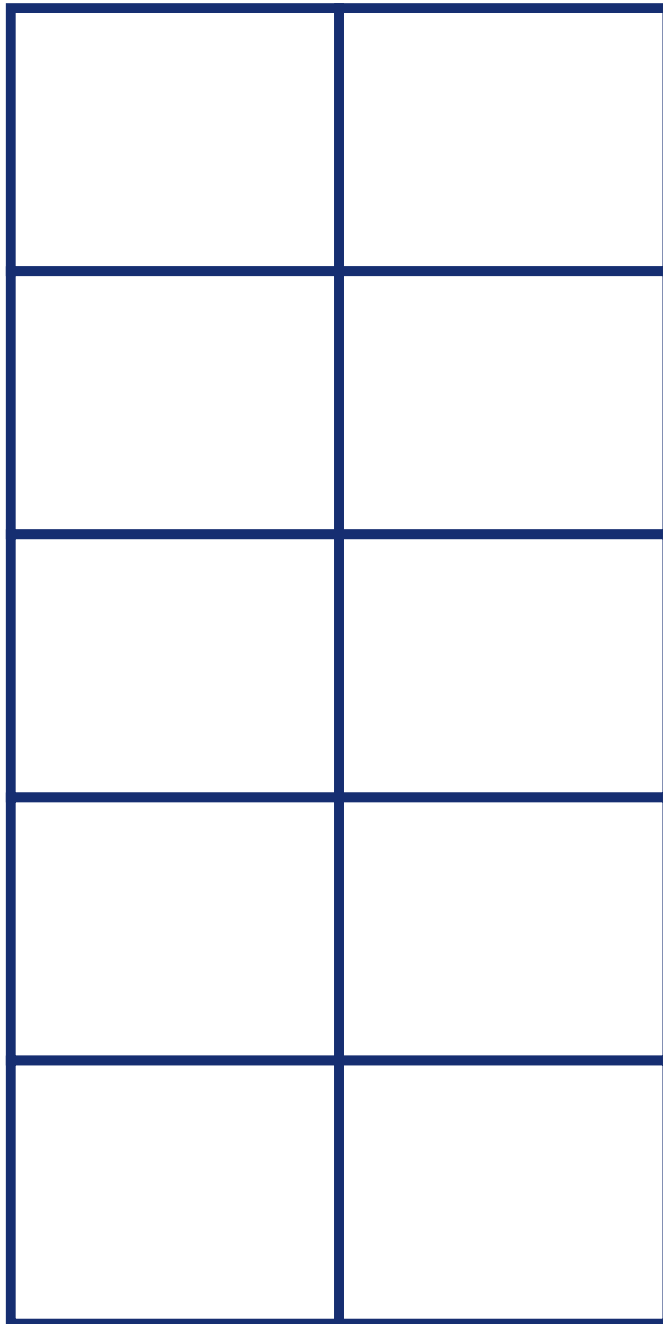
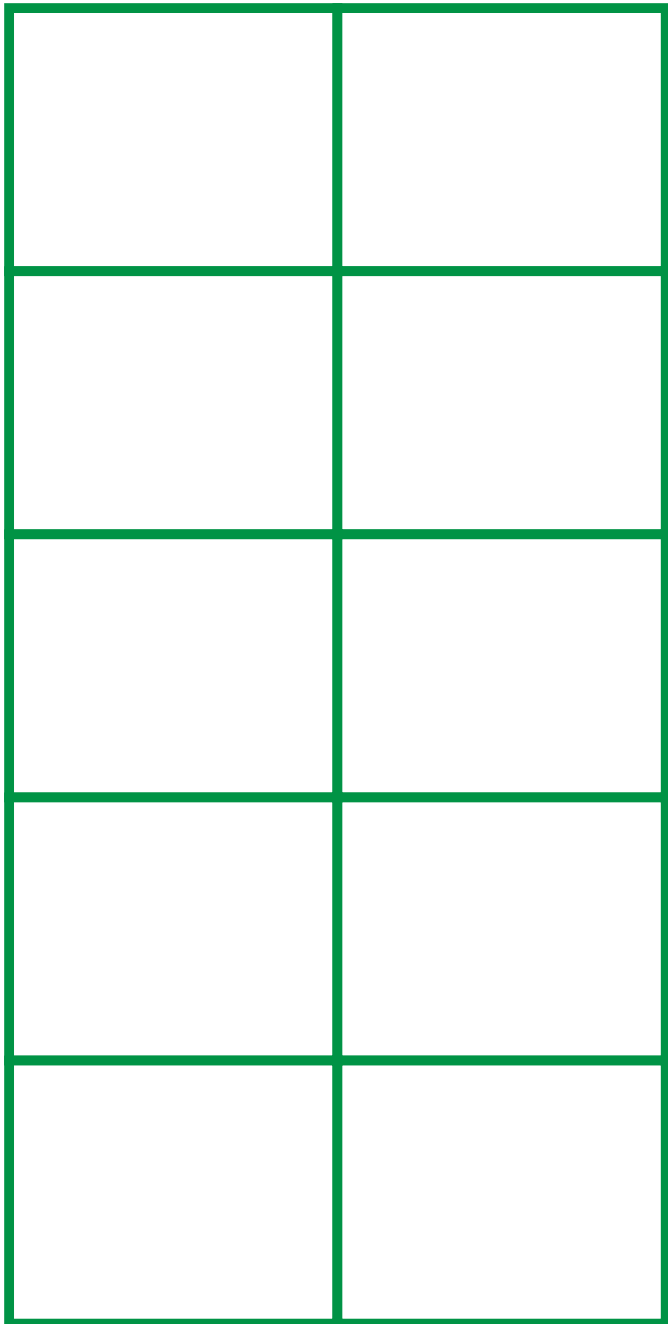
pet

ran

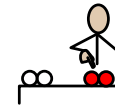
rat

man

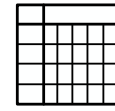
Start here!
←



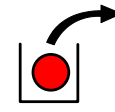
Cut



these



tables




out



to

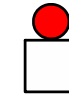
place



your

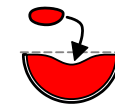


stars

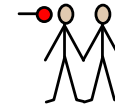


on!

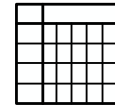
Whoever



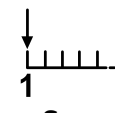
fills



theirs



table

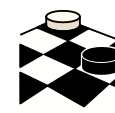


first



wins

the



game!

