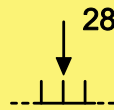



KS2

(ABC)



Key stage 2

English

Activity

Tuesday

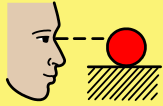
28th

April



Writing Instructions

1




1. Watch



Whatever Next




read



by



Lisa



on

the

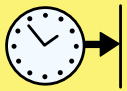


school



website.

2



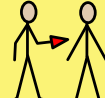
2. Time to



think.



Imagine



you

are an



astronaut

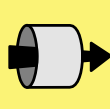


getting ready



to


travel




through



space



in



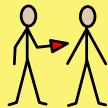
your



homemade



rocket.



You



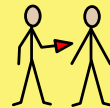
might

get



hungry

so



you



make



a sandwich

for the



journey.



What

kind of



sandwich



would



you

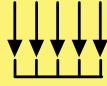


make?

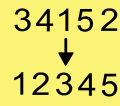
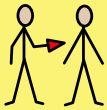
3



3. Ask a grown up if you can make a sandwich at




home. Try and remember all the different things

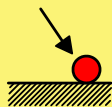


you have to do and in the right order.

4



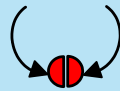
4. Now have a go at writing instructions for your



Space Sandwich. There are some ideas and tips on

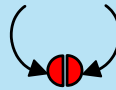


the next page.




Writing Instructions to Make a Space Sandwich

1



1. Write a title - How to Make a Space Sandwich

2

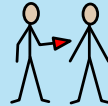
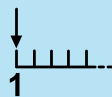


2. Write a list of things you need - ingredients

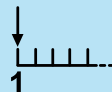
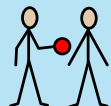
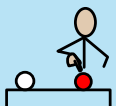


and kitchen equipment or utensils.

3



3. Think of the very first thing you have to do.

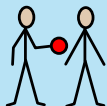


123

1


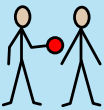

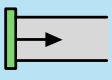





This is your first sentence. Write a number 1 at

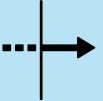




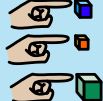



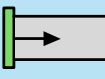





the start of your line then write the sentence.


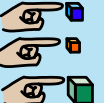

4      
4. Think of the second thing you have to do to






      
make your sandwich. Start a new line with a








123 **2**   
number 2 at the start of the line.





5       
5. Carry on writing your instructions with each sentence

     **123** 
starting a new line and with the right numbers at

  
the start of each line.

6     
6. Send us a photo of your instructions and

      
your Space Sandwich - maybe even a rocket you

   
have made? Have fun!