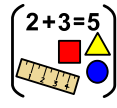
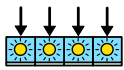


Monday



Maths

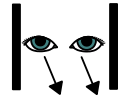
If you want to do more activities there are lots more on our web site



Daily



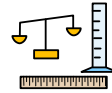
Activity:



Look at



the investigating



measure,

and

123

number



pages

and



choose



tasks



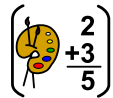
with the

right

level of



challenge.



Topic



Collect



lots of



different



paper

and



recycle

it




into



flower



art.



You

will



find




the instructions

in the



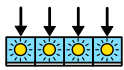
resources area.



Tuesday

(ABC)

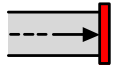
English



Daily



Activity:



Complete

1

one



writing

task

+

and

1

one



reading

task



(see

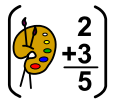
the



attached



worksheets).



Topic:



Take responsibility

for



washing

the



tins,



jars

+

and



other




recyclable



containers

in



your



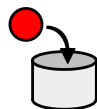
home

so that they



can

be



put in

the




















recycling bin.





























Wednesday





































PSHE




 Daily
  Activity:
  Online
  safety.
  Last
  term
  you
  learned
  how
  to
  use
  computers
  safely,
  and
  stay
  safe
  on

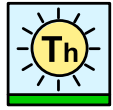
 the internet.
  This
  term
  I
  would
  like
  you
  to
  show
  someone
  in
  your
  family
  what
  you
  learned!

 Please
  see
  the
  resource
  sheet
  and
  choose
  an
  appropriate
  activity.

 Topic:
  How much
  water
  do you
  use?
  It is
  important
  to
  try
  not
  to
  use
  too much
  water.
  Make
  a

 tally chart
  to
  find out
  how many
  times
  you
  use
  water
  in
  one
  day.
  I
  have
  made
  a
  chart
  for
  you

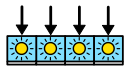
 to
  print
  off.



Thursday




life skills



Daily



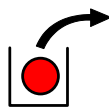
Activity:



Today,



help



out




with

the



cleaning.



You



might



wipe

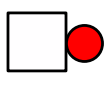


up


the



table



after



your



meals,



help



with

the

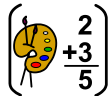


sweeping

or



hoovering.



Topic:

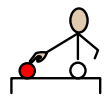


Think

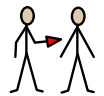
of



someone



that



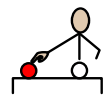
you




live



with



that



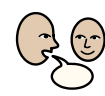
you

would



like

to



say




thank you

to for



something




they



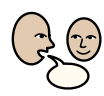
did

for




you.

.



Tell




them

or



write



them

a



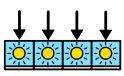
card.



Friday



communication



Daily



Activity:



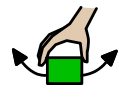
Many



students



communicate



using

makaton



signs.

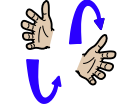


Practice

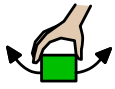


a

few



signs




to


use



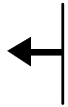
with



your



friends



back



at



school.



Look



in

the



resources



area

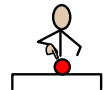
to



help.



Topic:



What's



in

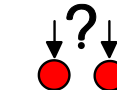
the



sky?

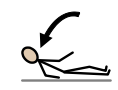


Find



somewhere

to




lay down,



where



you can



see

the




sky.



What



can



you



see?



Use

the



signs

and



symbols

to



help.

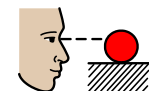


Be careful



not

to



look at

the



sun.