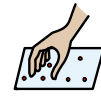


(ABC)



English Writing Tasks

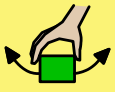


1

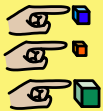
Choose a task from the list below. You should choose one that is



challenging but not too hard for you.



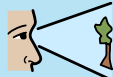
Use the symbols provided to construct sentences (captions) for




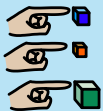
each of the photographs overleaf. Beware of red herrings!



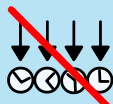
Write captions (sentences) for the pictures provided, which accurately



describe what you can see in each one. You must punctuate



each sentence with a capital letter at the start and a full stop,

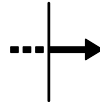


1



question mark or exclamation mark (never more than ONE) at the end.

(ABC)



English Writing Tasks (Continued)



Look carefully at the pictures on the comic strip and think about what is




happening in the story. When you have decided what is happening,



write the dialogue (speech) in each of the speech bubbles. In



comics, words and pictures work together to create meaning so make



sure that your speech matches what is happening in each frame



so that the reader understands the story.



Lastly, think of a title for your comic and write it in the



box provided.





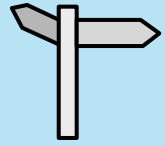
who



is doing



what?




where?



The dog




hugged



lunch




on his own.



A notice



photographed



his dog




along the road.



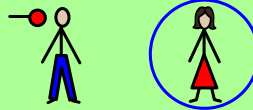
A cat



saying



his dog



his mummy



was nailed to a tree.



The boy



jumped



feeling sad



in town.



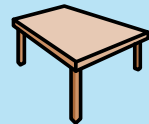
The car



was running



'Lost Dog'



on a table.



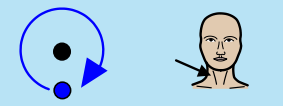
The boy



sat








alone



around its neck.


[Empty rectangular box at the top of the page]



(ABC)




English Reading Tasks



(Parents/carers)



Take a photograph of



your child



'in the moment'



when reading or



sharing a



book. The



photo should



aim



to capture their enjoyment



of the book.



With

help

from an



adult,



if needed,



create



a



Reading

Corner

somewhere



in your



house.



Read a book

of your



choice,



with

help



if necessary,



and



show



an adult

your



understanding

by



answering



as many



Blank-level



questions



as possible



(see



the



Read



a



current

story



from a



newspaper



or

news



website

(e.g. Channel 4 News;



BBC



News)



and



tell

someone



in



your

family



what



it

was



Before



starting

a



new



book,



read



the



blurb



at the



back. What



prediction(s)



can



you



make



about



the



book?



For



example,



what



will



the



main



character



be



like?



What



will



happen



in



the



story?



How



will



it



end?

Text Comprehension with Blank's Question Levels

Use these exemplar questions to enable your child to show their understanding of picture texts, e.g. illustrated storybooks, photographs, posters, etc. and books they are reading themselves (level 3 onwards).

Level 1	Level 2	Level 3	Level 4
Show me...	Where is/are...?	What is a (fruit salad/exercise book/shop, etc.)?	Why is...? <small>www</small>
Point to...	How many...?	What will happen next?	How do you know (the boy is happy, etc.)?
Find...	Find something that...	Find something that is <u>not</u> ...	What should (she/he) do if...?
Find one like this.	Name another...	How do you (make/get to/buy, etc.)?	Why should (she/he) do (something)?
Where is...	Tell me a type...	What could (mum/the girl, etc.) say?	What could (she/he) do if...?
What is this?*	How are... different?	How do you think he/she feels?	What could (mum/the girl, etc.) say?
Is this a...?	What is happening...?	How are... and ... the same?	Why don't we (use a fork to eat soup, etc.)?
			If you were... what would you do?

*If the student is pre-verbal, allow him/her to choose from a range of symbol choices.