
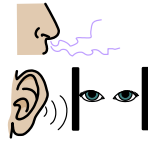



Make



your own



sensory



eggs



Choose



your filling



Put

a



funnel



in



the end

of the



balloon


or



jug



Place



your

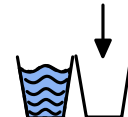


Balloon



in

the



empty



egg



case.



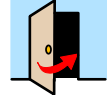
Make



sure



you can



shut

it



tight.



tie a knot



in

the



balloon.



You



can



fill

a



balloon



with



water



and



pop



in



a tiny



toy



and



freeze



Use

the



salt

to



melt

the



ice

to



get


to the




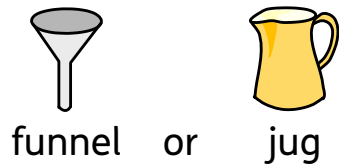
tiny



toy.



# Equipment



# Ingredients

