



It's raining




(sensory



tray)



What



you

need:

1



1. Sponges

2



2. plastic cups

3




3. tray




4





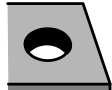

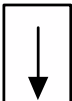
4. water








What you need to do:

1   

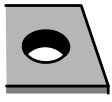
1. fill the tray with water

2     


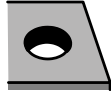

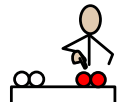
2. put some holes in the bottom of the

     **123**

plastic cups. You could add a different number of

    **1** 

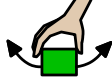


holes to each plastic cup i.e. a plastic cup with 1 hole,

 **2**  **+**  






then a plastic cup with 2 holes and so on. These



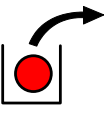


 


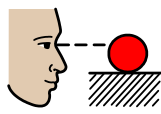

make the rain drops







3   

3. use the sponges as clouds

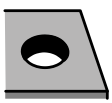


4   **+**   
4. use the sponges and plastic cups in the water,

 the  rain  out of the  clouds to  fill the

 **+**  the  raindrops

 To incorporate some  maths  you  could  add  numbered

 stickers  on the  plastic cups with the  same  amount of

 holes  made in the  bottom. 