



How

to



make



Alien



Space



Slime!



You



need:

1

1 23g sachet of



sugar-free



jelly



crystals



1/2 cup

of



cornflour



green



food colouring



small



cup



of water

1



1 large



bowl



Vegetarian



Alternative:



Follow



the



same



instructions

but



instead

of the



jelly



crystals



use

1

1 6.5g sachet of



Vege-



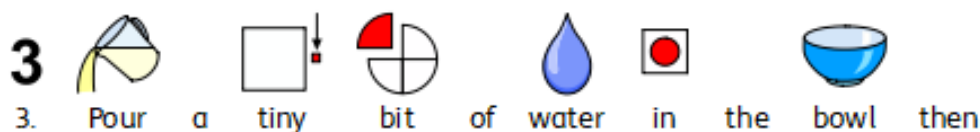
Gel.



1. Put the cornflour in the bowl.



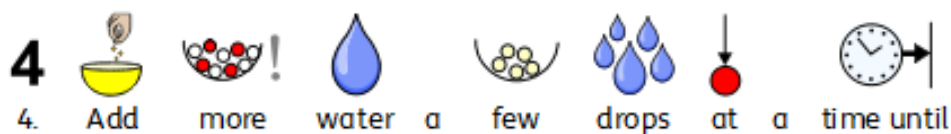
2. Sprinkle on the jelly crystals.




3. Pour a tiny bit of water in the bowl then



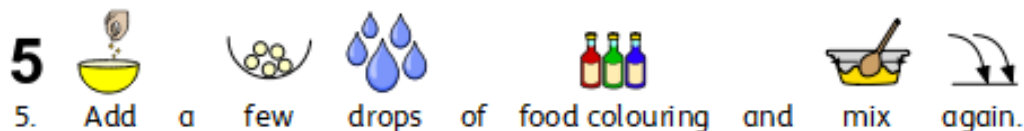
mix the ingredients with your fingers.



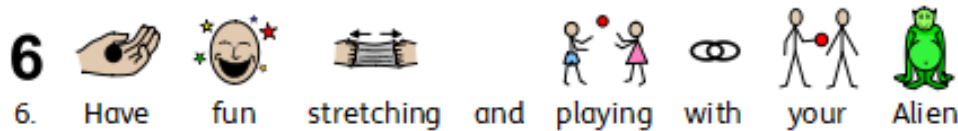
4. Add more water a few drops at a time until



you get the right kind of slime!



5. Add a few drops of food colouring and mix again.



6. Have fun stretching and playing with your Alien



Space Slime! Maybe try different colours of jelly?

