




Bubble




cup



You

will



need:

1

1

foam or



plastic cup

1

1



straw,



water

1

1



piece of



cloth,

1

1



bowl,

1

1



rubber band



washing up liquid,



A

pen

or



pencil,



What to do:

1

1.



mix

the



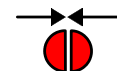
water

+

and



washing up liquid



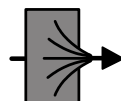
together



in

a bowl

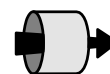
2



2. use the pen/ pencil to pierce a hole in

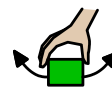
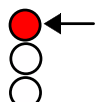


+



the side of the plastic cup and put the straw through

3



3. cover the top of the plastic cup using the cloth

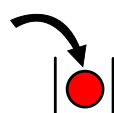


the secure the cloth with a rubber band

4



4. Turn the plastic cup upside down, dip the cloth

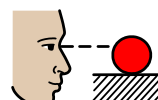


into the washing up liquid mixture

5



+



5. Blow through the straw and watch the bubbles