



Toilet paper



tubes





binoculars






You will need:

- 1**    **x2**  
 1. empty toilet paper tubes (x2)







- 2**   **+**   
 2.. blue paint and paint brush








- 3**    
 3. cotton wool balls



- 4**  **+**   
 4. glue and tape






- 5**   
 5. string

- 6**   
 6. hole punch

**1**  **1. paint** **2**  **2 toilet paper**  **tubes** **with**  **blue**  **paint** **and**  **dry**






**2**  **dry**  **glue**  **some**  **cotton wool**  **balls**  **around**  **both**









 **tubes** **and**  **dry**








**3**  **tape** **or**  **glue** **the** **2**  **tubes** **together.** **If**  **using**  **glue** **allow** **to**

 **dry**

**4**  **when** **your**  **binoculars** **are**  **dry,**  **hole punch** **a**  **small**  **hole**

 **on to**  **the** **outside**  **edge** **of**  **each**  **tube**

**5**  **cut** **a**  **long**  **piece** **of**  **string,**  **enough** **to**  **fit**  **over**  **your**

 **head.** **then**  **tie**  **each**  **end** **of the**  **sting**  **through**  **the** **holes.**