


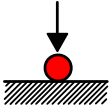


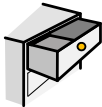






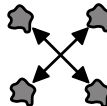
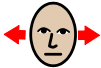

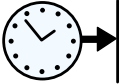




 How to fold a t-shirt





 Hello everyone, it is Sarah-Grace here.






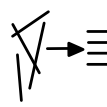



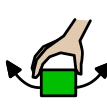
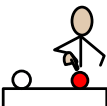








 Go to your drawers and check your t-shirts are






 folded up. If anything is not folded- maybe it is





 time to fold them up.









 You might even learn a new way to organise





 them using this guide.



Turn



your



t-shirt

the



right



way



around



Lay



your



t-shirt



flat



(picture



side



down)



Fold

the



t-shirt



toward

the



middle,



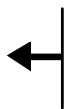
half



way



Fold



back

the



sleeve



Do

the



same



on



the



other side



and



fold



in

the



sleeve



Take

the



bottom



and



fold

it up to the



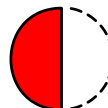
top



Fold



in



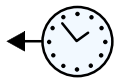
half



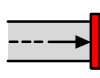
again



You



have



finished



folding

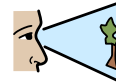
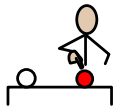


your



t-shirt





I

like

this

way

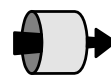
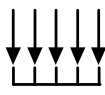
because

I can

then

see

the



pictures

on

all

the

t-shirts

so it

saves

going through



1


the

pile

to

find

one!



How


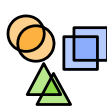
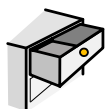
do you

fold

your

t-shirts

neatly?



Happy

drawer

sorting

everyone!



Sarah-Grace