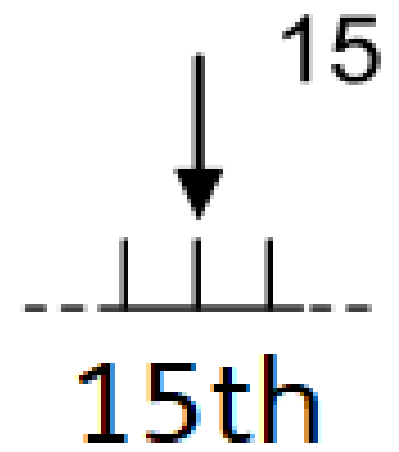





Friday



May



15th



Today is



Art

+

and




PSHE

Art: Design a stamp for your postcard.

Paint, draw or use materials to make a stamp for your postcard.

What will be on your stamp?



PSHE:



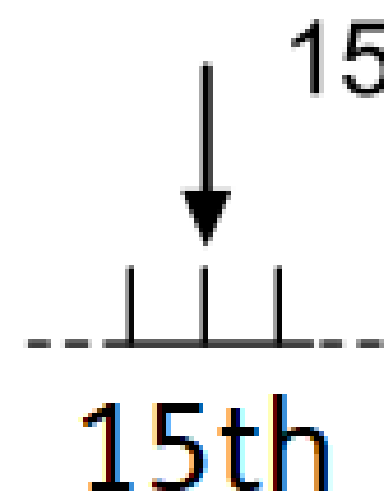
- Write about your week
- Talk about a good thing from your week.
- Draw a picture about your week.




Friday



May



15th



Today is



Touching



Sensory




Activity



Fingers touch
palm gently

touch



touch

Have fun with colourful pasta

Materials

- Cooked pasta/spaghetti
- Sealable bags
- Food colouring
- Vegetable oil
- Container



Colourful



Pasta

Method

1. Begin by cooking your pasta as normal, and then rinse them under cold water.
2. Divide the pasta into bags, using one bag for each colour of pasta that you wish to make.
3. Add several drops of food colouring to each bag along with a drop of vegetable oil. The oil just helps to coat the pasta in colour.
4. Seal the bags and they need to be shaken and squished.
5. Continue to mix the bags until the pasta is fully saturated in colour.
6. Once the pasta is saturated open the bags, and allow them to sit for **10-15 minutes** so that the colours can seep in.
7. Then, rinse under cold water to remove any excess food colouring.
8. Place into a large tray or container **and the fun can begin!**