
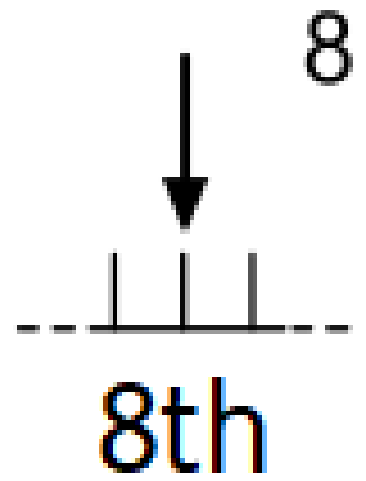




Friday



May



Today is



Art

+

and



PSHE

Art: Potato printing

Make sure you watch the video named 'Potato printing'.


Gather together any potatoes you may have.

Cut the potatoes into any shapes or design you would like.

Use paint and cover the potato prints in any colours you would like.

Press down on a piece of paper or card.

Design your own picture.



PSHE




PSHE:

Write about your week - what made you happy?

Talk about a good thing from your week - what was your favourite learning opportunity?


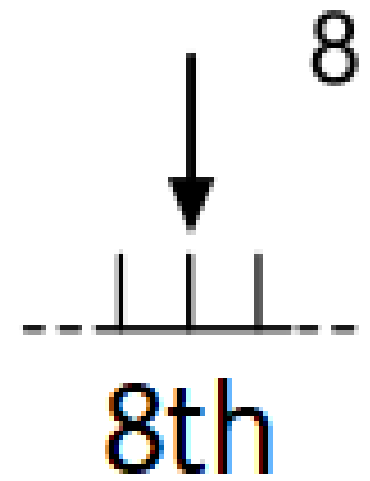
Draw a picture about your week.



Friday



May



Today is



Touching



Sensory




Activity



Fingers touch
palm gently

touch



touch



Touch: Green Pea Sensory Bag

- Grab a large size freezer bag and add half a cup of frozen green peas. Feel free to add more if you like.
- Next, add cold water. You don't want to fill the entire bag but fill it appropriately one third of the way. Zip the bag up.
- Lay the bag flat and test to make sure it has enough peas and water. You want the bag to jiggle when you touch it and you want the green peas to be spread all across the bag.
- Finally, use some parcel tape or masking tape to seal and secure the bag. You can tape it to the floor or tape it to a piece of cardboard instead.
- Enjoy! See if you can make the peas go to one place. Can you count how many peas you have?