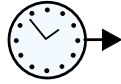


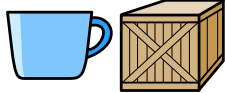


Make your own stardust



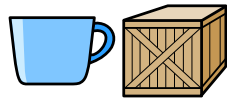
You will need

4



4 cups/container of bicarb of soda


$\frac{1}{4}$



$\frac{1}{4}$ cup/container of water




Glitter




Black/dark food colouring



What



you



need

to



do



Mix

the



bicarb

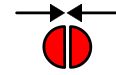
+

and



glitter

together



Add

the

water

and

the

food colouring



+



+


and



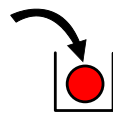
mix



well.



Squeeze it



into



rock

+

and



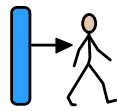
star



shapes

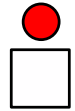
+

and



leave


it



over




night.



The next day



Put



your



stars

+

and



rocks



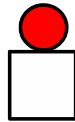
in

a



bowl

or



on

a



tray



Use

a



spoon

or



syringe

to



add

the

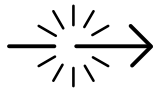


vinegar.






What



happens

to



your



stars




and



rocks?




Can



you



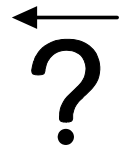
hear




them



fizzing?



Did



it disappear



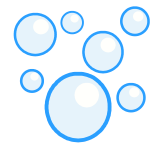
in



a

cloud

of



bubbles



and



glitter?

