




Squeezy bottle shooting stars



What



you



need



Squeezy water bottle with a sports cap



2



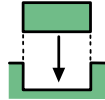
Two straws

-

1



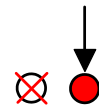
- one should



fit



inside the



other.



Scissors




Tape



Blue



tac/ plasticine



A cardboard



star.





Squeezy Bottle



Shooting Stars



What



you



need

to



do



Place

a

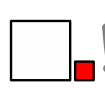


small



part of

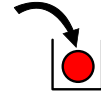
the



smaller



straw



into

the



centre

of the



sports



cap



and



seal



with



blue tac

or



plasticine.



Seal

1



one

end

of the



larger



straw



with



tape

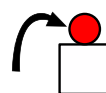
+

and



tape

it



onto



your



cardboard



star.



Place

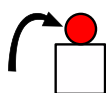
the



star



straw



onto

the



thinner



straw



in



the bottle

+



and squeeze

hard.



Watch the video



of Sarah



making

+



and launching



her



star.