


play dough, different sizes of eyes, sequins or buttons, or

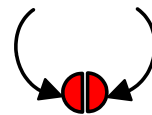


just make marks for eyes.



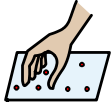

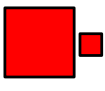



What do we need to do?

1






1) Roll out some play dough to make a snake




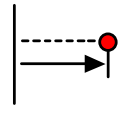




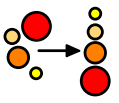
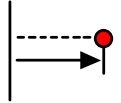
2       
 2) Choose what size eyes you are going to put

   
 on to your snake.

3   
 3) Make a shorter snake






4      
 4) Make lots of different lengths of snakes and put




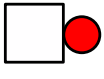


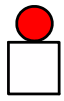
 
 them in order of length ,



5       
 5) Compare your snakes. How many short snakes does

 **1**  
 it take to make one long snake.



6       
 6) Decorate your snakes by making a pattern on top.