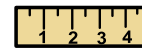
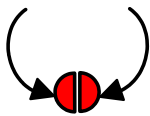
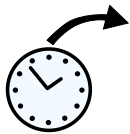



play dough, different sizes of eyes, sequins or buttons,

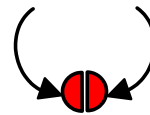


or just make marks for eyes, a ruler


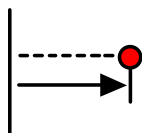
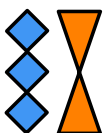


What do we need to do?

1

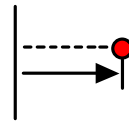
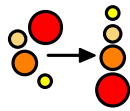


1) Roll out some play dough to make lots of





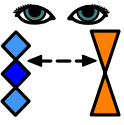
different lengths of snakes.

2

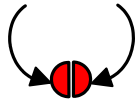


2) Put the snakes in order of length.

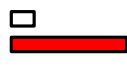
5



5) Compare your snakes. How many short snakes does







1



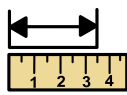
it take to make one long snake?

6



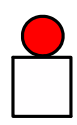


6) Can you guess how long your snakes are in

cm



cm? Check by measuring with a ruler.

7



7) Decorate your snakes by putting a pattern on top.

