




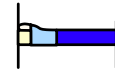
Tips for...




How to make



your bed



Please




see




online video

if



you



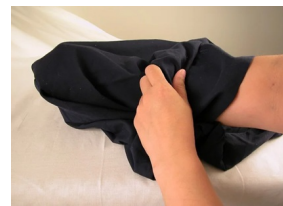
need



help



Pillow case



**1**



1. Turn



your



clean



pillow

case



inside



out.

**2**



2. Grab

the



top



corners



with



your



hands.

**3**



3. Turn

the



pillow

case the



right



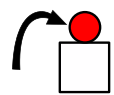
way



around



and



onto

the



pillow.

Tuck the



bottom

of the

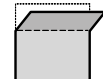


pillow



into

the



flaps.

**4**

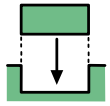


4. Fluff

it



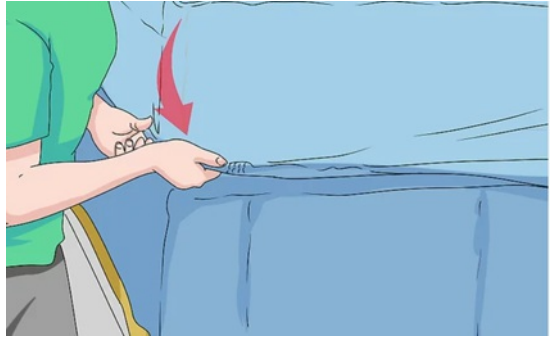
up.



Fitted



sheet



1



1.

Lay

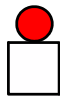
the



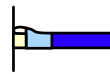
sheet



flat



on the



bed.

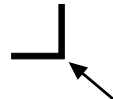
2



2.

Pull

the



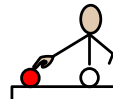
corners

of the




sheet

so



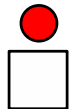
that



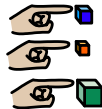
they



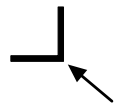
go



over

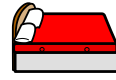


each

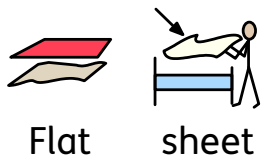






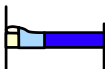
corner





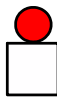
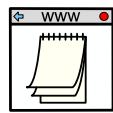
of the




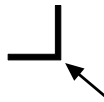
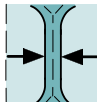






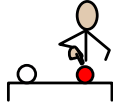
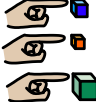
mattress.

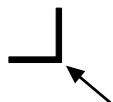


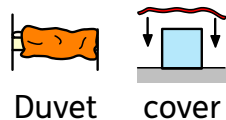
**1**       
1. Lay the sheet flat on the bed.







**2**        
2. Follow the steps in the video on our website









      
to tuck the sheet in at the corners tightly.










**3**        
3. Make sure you do this for each of the







  
corners.






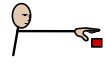









**1**  Lay the  duvet  flat  on top of  your  mattress.




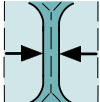
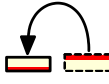

**2**  Take your  duvet  cover  and  turn it  inside  out.  Insert

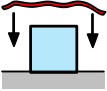


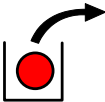
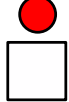


 your  hands  inside  and  find the **2**  top  corners.  You  should



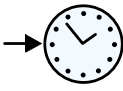

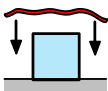

 now  be holding **1**  corner  in  each  hand.

**3**  With your  hands  inside the  duvet  cover,  reach  down to



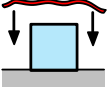

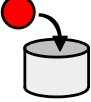
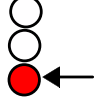
 grab  hold  of the  duvets  top **2**  two corners.

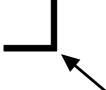



**4**   **2**      
 4: Holding the top two corners tightly, flip the duvet

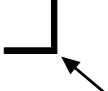

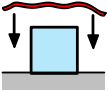


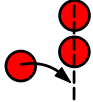
        
 cover right side out over the duvet Give it a




 **+**       
 shake and a fluff until the duvet cover falls

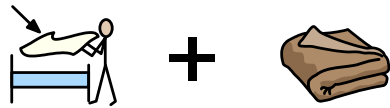
     
 down to cover most of the duvet. . .

**5**        
 5: Pull the duvet cover down. Stuff the bottom

**2**     **2**  
 two corners of the duvet inside the bottom two

   **1**     
 corners of the duvet cover. Once everything is aligned,

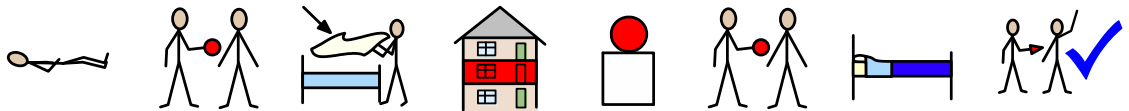
    
 button or popper it up!




Sheet and Blankets



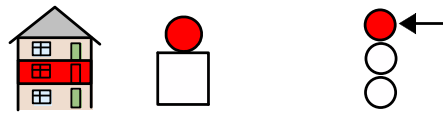
Some of you might have a sheet and blankets.



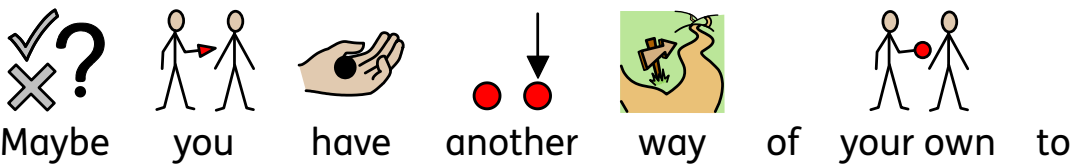
Lay your sheet flat on your bed. You can



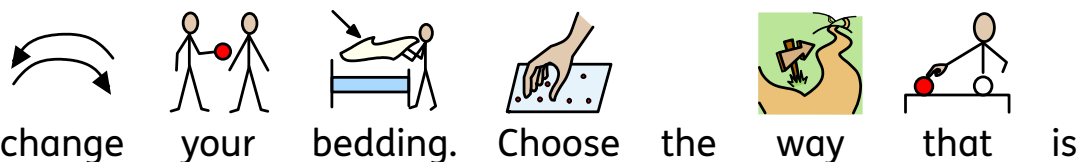
tuck it in if you like. Lay your blanket



flat on the top.



Maybe you have another way of your own to



change your bedding. Choose the way that is



easiest for you.