

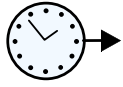

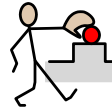



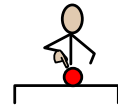
Measuring in centimetres



You will need some shoes and a ruler. If



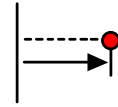
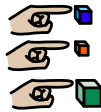
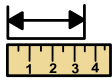
1



you have not got one you can cut out the one




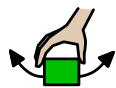
in the resources.



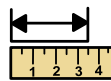
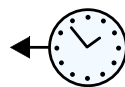

Measure each shoe, and write its length in



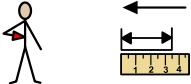
centimeters in the chart.



You can use the symbols to help you record




the type of shoe you have measured.


















I measured

It was



I measured

It was





Trainer



Trainer



Trainer



Trainer



Shoe



Shoe



Shoe



Shoe



Shoe



Shoe



Shoe



Shoe



Slipper



Slipper



Slipper



Slipper



Boot



Boot



Boot



Boot



Boot



Boot



Boot



Boot