
























 Toilet roll  tube  binoculars











You will need-

- **2**  toilet roll  tubes
-  Blue  paint and a  paintbrush
-  Cotton wool  balls
-  Glue and  tape
-  String
-  Hole punch

1  **2**   with   and  dry.


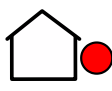



2  When it is dry,  glue  some cotton wool  balls  around  both








 tubes and  dry.

3  Tape or  glue the **2**  tubes together. If  using  glue  allow to

 dry.

4  When your binoculars are  dry,  hole punch a  small  hole

 on to the  outside  edge of  each  tube.

5  Cut a  long  piece of string,  enough to  fit  over  your

 head, then  tie  each  end of the  sting  through the  holes.