

Read and Match

What can you see in pages 2 and 3? It's time to label these photos!

There are 4 versions for this activity. Choose the most appropriate for your child:

1. Match photos to photos (Match the photos you find in page 4 to the photos of the first 2 pages).
2. Match pictures to photos (Match the pictures you find in page 5 to the photos of the first 2 pages).
3. Match symbolised sentences to photos (Match the symbolised sentences you find in pages 6 and 7 to the photos of the first 2 pages).
4. Match word sentences to photos (Match the word sentences you find in pages 8 and 9 to the photos of the first 2 pages).



Download from
Dreamstime.com

Download from
Dreamstime.com







Download from
Dreamstime.com

© iStock
BIGSTOCK/STOCK.COM



BIGSTOCK


11/15/15 © iStock
bigstock.com

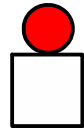


© Can Stock Photo



VectorStock

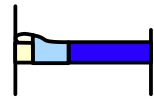





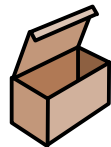
girl on mat





jam in jar



bed is red




box is big



pan is hot



dog is wet



pig in mud



man in car

The girl is on a mat

The jam is in a jar

The bed is red

The box is big

The pan is hot

The dog is wet

The pig is in mud

The man is in a car