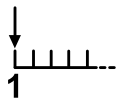


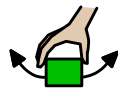


123


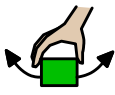
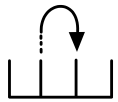
# Salt Dough Numbers



123



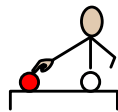
- First make numbers using the salt dough.



- Next use your finger to make the right


123

•



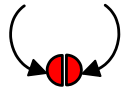
123

number of dots for that number.





# How to make Salt dough

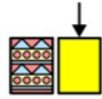


1



1 cup

of



plain



flour



(about 250g)



half a cup

of



table



salt



(about 125g)



half a cup

of



water



(about 125ml)

1



1. Make the salt dough mix



2



2. Explore mixture! (add food colouring/flavouring for colours and



smells)

3



123



1

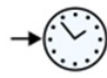
-

5



3. Make number shapes, or circles with 1 - 5 dots on

4



if



you want to

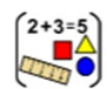


use

for



future



maths