
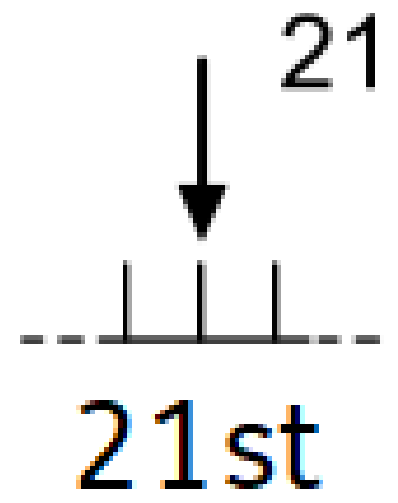


Thursday



May



Today is



Science



This weeks



space

theme is



stars



### Space Project Theme: Stars

#### Story: "How to Catch a Star"

**Experiment:** Can YOU catch a star? Watch the video of how to make a Squeezy Bottle Rocket/Shooting star launcher - download the instructions and have fun making your very own shooting star launcher. We would love to see you launching them on Evidence for learning.

**Activity:** Stardust: Make you very own magical sparkly star dust. Use your senses to think of words to describe how this smells, looks, sounds. Download the instructions.

**Craft:** Can you make constellations from mini marshmallows, twiglets/pretzel sticks or spaghetti.

### How does our body work?

Go outside and use chalk to draw around someone's body.


Can you draw what is inside your body?

What does each part do?

There are lots of ideas for activities on this website:

[www.stem.org.uk/rx34f3](http://www.stem.org.uk/rx34f3)


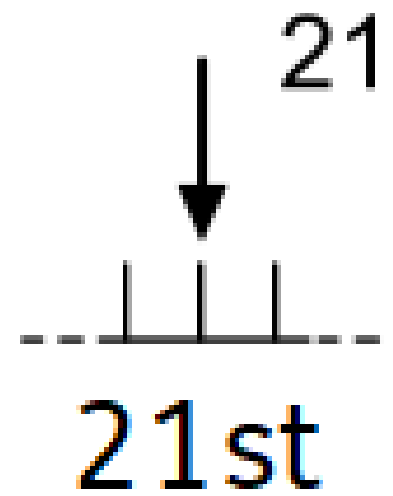




Thursday



May



Today is



Tasting



Sensory

Activity

### Potion making!!

We are using the senses of taste, smell and sight for this activity

#### **You will need:**

- Cold fruit tea
- Cold mint tea
- Herbs
- Spices
- Anything else you'd like to add!

- Tubs
- Bowls
- Measuring Jugs
- Spoons
- A big mixing bowl



(You don't need all of these, you can mix and match!)

1. Start with everything in separate containers.
2. Explore the different textures, smells and tastes.
3. Mix, measure and make your own potion!

- How does it smell?
- Do you like the smell?
- Have you tasted it?
- Does it look nice?
- What colour is it?
- Has it changed colour?

