



Smelly



Playdough



Ingredients:

1



1 cup



flour

1



1 cup



salt



1 teaspoon



of spice

of



of your



choice



(ginger,



cinnamon,



nutmeg)

1



1 cup



water



1 tablespoon



vegetable oil



If desired,



add

a



few



drops

of




food coloring

to the



wet



ingredients



before



adding


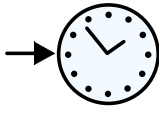
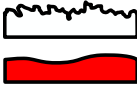
to the



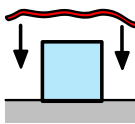



dry.

1   
1. Mix dry ingredients.

2   
2. Add wet ingredients.

3   
3. Knead until smooth.

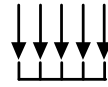
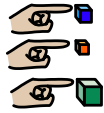
  a  container  in the


refrigerator.



Instructions

1

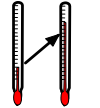
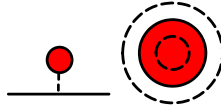
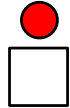


1. For each batch of play dough, add all

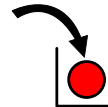
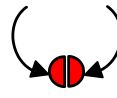
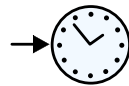



ingredients to a saucepan and mix well.

2

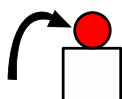


2. Place over a low-medium heat and cook, stirring

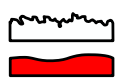


constantly, until the dough forms into a ball.

3



3, Place onto wax paper, let cool, then knead



until smooth.