
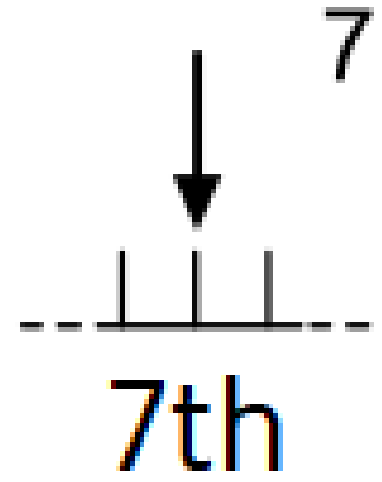


Thursday



May



Today is



Science

### Crackin' cress heads experiment!

Make sure you watch the video named 'Crackin cress heads' if you can.

You will need:

Egg (s) shell

Cress


Cotton balls/ paper towel

Felt-tips or acrylic paint

Instructions:

1. Carefully crack your egg. Empty the shells (save the eggs for another time), then carefully wash them out.
2. Decorate the shells with pens or paint, then leave them to dry.
3. Dip the cotton wool balls in a little water, squeezing off any excess.
4. Place 1 ball inside each shell, then sprinkle 1 tsp or a pinch of cress seeds onto each one.
5. Sit the filled shells in egg-cups or on a tray and leave in a dry, well-lit place for a week - a windowsill is perfect.
6. What happens to your egg?

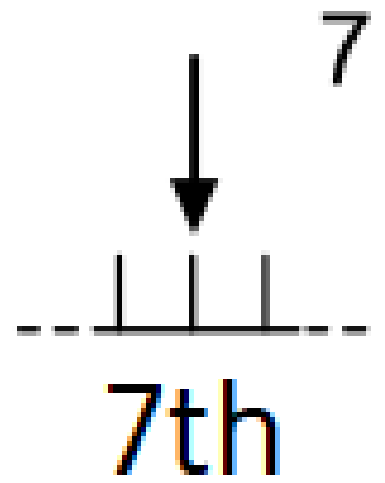





Thursday



May



7th



Today is



Tasting




Sensory

Activity



like



like



don't



like



don't like

## Taste- like/don't like

Gather all condiments together you have in your house. For example ketchup, pesto, mayonnaise, marmite or mustard.

Using a teaspoon see if your child will taste the condiment. Do they like it? How do you know?

Also you might like to have a go at making a Pizza! See activity sheet named 'Pizza'.