
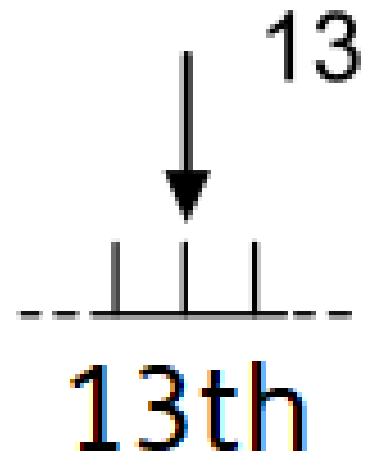




Wednesday



May



Today is



Reading

+

and



Phonics

Phonics:

See phonics folder for links and videos.

Look at the letter sounds i, n, m d

Ideas:

- Find a collection of objects beginning with these letter sounds and sort them by their sound.
- Play silly soup. Use a bowl and add objects beginning with one of the letters. Sing: I making lots of silly soup and making soup that's silly, I'm going to put it in the fridge to make it nice and chilly as your child stirs and adds an object while saying the letter sound. https://www.youtube.com/watch?v=2GoH2K_WaLs
- Write these letters using lower case and capital letters. Make this fun by using a variety of materials e.g. mud, paint, flour and water.
- Write/say a sentence using words beginning with any of these three letters.

Please see link for more guidance: <https://www.phonicsplay.co.uk/>

Which one?

Lay out a selection of familiar objects with names that contain three phonemes (e.g. leaf, sheep, soap, fish, sock, bus). Check that all the children can recognise each object. Bring out the sound-talking toy and ask the children to listen carefully while it says the names of one of the objects in sound-talk so they can help it to put the sounds together and say the word. The toy then sound-talks the word, leaving a short gap between each sound. Encourage the children to say the word and identify the object. All the children can then repeat the sounds and blend them together – it is important that they do this and don't simply listen to the adult doing so.

Cross the river

Choose a selection of objects with two or three phonemes as above. There can be more than one of the same object. Make a river across the floor or ground outside with chalk or ropes. Give each child or pair of children an object and check that all the children know the names of the objects. The toy calls out the name of an object in sound-talk (e.g. p-e-g). The children who have that object blend the sounds to make the word and cross the river.

High frequency words

said

can

little

into

too


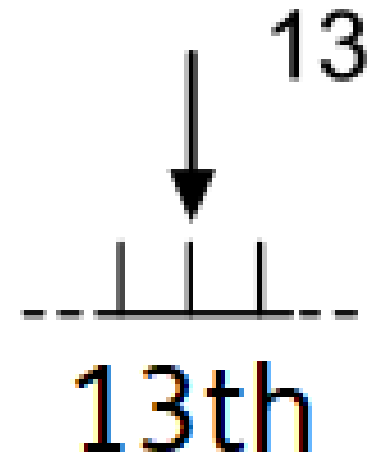
- Practise these words. Say them or write them.
- Can you put these words into a sentence? Say them or write them.



Wednesday



May



Today is



Smelling



Sensory



Activity



Sniff and tap nose once

smell



smell

Senses – Smell

Smelly Dough



Make play dough in several different colours. Add a different smell to each colour using food flavourings or spices. (See play dough recipe)

Manipulate, explore and smell the different coloured play dough.

Use cutters or your hands to make lots of different shapes.

Make some spicy biscuits to taste. See Gingerbread Men recipe and spicy biscuit recipe.