




## Early Years (Ladybirds and Dragonflies)

<b>Story of the Week</b>	Oi Frog!
<b>Story related activities</b> 	<ul style="list-style-type: none"> <li>• Explore the colour GREEN.</li> <li>• Make a collection of green objects from around the house.</li> <li>• Make a green collage by cutting or tearing green pictures from magazines, leaflets, packaging, and sticking them onto paper.</li> <li>• Sing 5 Speckled Frogs. If your child has any frog toys, line them up and count them as you sing. Match the quantity to the written number if appropriate. <i>Watch Mr Tumble sing and sign 5 Speckled Frogs.</i>  <a href="https://www.youtube.com/watch?v=4IChM4FhIZk">https://www.youtube.com/watch?v=4IChM4FhIZk</a></li> <li>• Lay paper 'lily pads' out on the floor to jump on and off. <b>See template or draw freehand.</b> Some children may be able to jump to a specific letter or number on request, to practice their recognition.</li> <li>• Make a 'silly soup' with objects that rhyme. For example, frog, dog, log, rat, bat, cat, bee, tree, key. As your child is playing, verbally label the items so they can hear the sound of the word. <b>See the Silly Soup song words on the web page.</b></li> <li>• <i>Listen to this prepositions song and guess where the animals are.</i>  <a href="https://www.youtube.com/watch?v=hx8i-Wq_jtc&amp;list=PLd4lqPZnAY9JYqPZCaDS6U4kkhcjbTLsg&amp;index=2">https://www.youtube.com/watch?v=hx8i-Wq_jtc&amp;list=PLd4lqPZnAY9JYqPZCaDS6U4kkhcjbTLsg&amp;index=2</a></li> <li>• Make a frog puppet to play with, by colouring a paper plate green, folding it in half and adding eyes and a paper tongue. Can your child make the frog talk?</li> </ul> 
<b>General Activity Ideas</b>	
<b>Phase 1 Phonics activity</b> 	<p>Explore the different sounds that can be made inside or out. Find a makeshift drumstick (wooden spoon, stick etc.) What sounds can be made by using the drumstick on different objects? Encourage your child to tap or stroke the stick on a tree, metal slide, pipes, upturned pots, a wooden door etc. and hear the sound it makes.</p> <p>Do they have a favourite sound? Can they tap out a rhythm?</p> <p>Play one of the interactive sound games on the website page <b>Who's Behind the Door or Matching Sounds.</b></p>
<b>Number / shape activity</b>	<p>Practice counting out the correct number of objects in different practical ways. Some examples:</p> <ul style="list-style-type: none"> <li>❖ Give each member of the family a cup at dinner time.</li> <li>❖ Make playdough 'cakes' and give one to each of their teddies.</li> <li>❖ Share out some sweets with their siblings.</li> </ul>



❖ Fill an egg box with objects, one in each space.

**Use one of the 'counting frames' to practice counting objects or toys up to 5 or 10.** If you don't have a printer they can be easily drawn by hand. Encourage your child to place a single object in each square of the frame as they count.

### Sensory play



Make sound shakers. Fill empty plastic bottles or containers with different items to make sounds.

E.g. dry pasta; lentils; peas; cotton wool; sand; rice.

Explore the sounds – can your child identify a loud/quiet sound? Can they shake it fast or slow?

### Physical Development (Gross or Fine Motor)



Make some playdough to strengthen your child's hand muscles.

Can they squeeze/roll/squash/pinch/poke/pull the dough using their fingers and whole hand?

**You can use the printable playdough mats for inspiration. (You can place them in a plastic wallet to make them reusable)**

### Creative activity



Use items found on your daily walk to print a picture using paint. Collect items with different textures to see the different effect they make on the paper. E.g. leaves, flowers, sticks, bark, pine cones.

You can add different smells to the paint to make the activity even more multi-sensory. E.g. vanilla extract, peppermint, herbs and spices, hair conditioner, citrus fruit, lavender, etc.

Activities above in **bold**, have corresponding resources uploaded on the website page.

### Additional Documents on website this week



- Watch this episode of Numberblocks, all about the number 5. <https://www.youtube.com/watch?v=cDjb7BIT9l0>
- Frogs colouring pages
- Pencil control practice sheets
- Rhyming words printable sheets
- Number 5 activity ideas
- Frog counting puzzle
- Rhyming words – Which one sounds different?
- Online mark making activity. Make a picture on the screen.
- 'Tap Tap' song video – a listening and attention activity.
- A special message from the Early Years team.