

Early years Dragonfly and Ladybird Class
Story related activities.

Story of the week:



Rosie's hat - video of the story being read by Claire this week.

Role play:

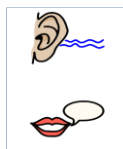


- Can you try on different hats, do you wear them on a wet, windy, cold or hot day?
- Are there any other items you need if it rains?
- What should you wear if it is sunny?

Make a weather station-

- Look at the weather every day for a week.
- Draw a picture of what the weather is doing outside, is it sunny, raining, windy, hot or cold?
- **Weather colouring sheets**

Phase 1 Phonics:



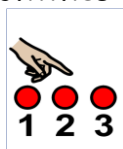
Weather name mobiles-

- Draw a white cloud and cut it out.
- The adult could write your name on the cloud.
- Then draw some blue raindrops and cut out (you will need a raindrop for each letter in your name)
- Can you try to write the letters in your name on the raindrops?
- What sounds do the letters make?
- Now for the tricky bit, can you put the lettered raindrops in the correct order to spell out your name? Look at your name in the cloud if you need help.
- As you spell out your name, can you tell the adult what the letter is? What is the letter called and what sound does it make? Once you have all your raindrops in the right place, stick them to the cloud.

Cloud writing-

- Make a cloud using shaving foam (Less foam is better) on the table/ in a tray.
- Write letters in the cloud foam using your fingers or mark making tools, like a paintbrush.
- Get an adult to write a letter, see if you can copy it?

Number activities:



Cut and colour sort kites- Numbers 1-5.

- You could try doing this, if not ask an adult to draw 5 different coloured kites (red, green, blue, yellow and orange),
- Write a number on each kite 1-5.
- Then can you draw some triangle for the kite's tail, (the same colours as the kites).

- Once you have all the kites and triangles ready, can you tell the adult what number is on the kite and add the correct number of triangles on to the kite tail, matching the number and colours?
- To make it a bit more difficult if needed, the adult could mix the kites up, so the numbers do not run in sequence (i.e. 3, 1, 5, 2, 4)

Counting sun rays-

- Make some yellow playdough
- Can you make a sun circle shape with some of the playdough?
- Then can you make sun ray using the rest of the playdough by rolling it into long strips.
- Are they the same size strips? Are some longer or shorter?
- Ask the adult to write a number down for you on a piece of paper, 1-10 or higher if required.
- Can you tell the adult what the number is?
- Then can you add the sun rays on to your sun to match the number?
(There is a video of how to make playdough if you need it)

Sensory play:



Weather sensory baskets-

- Look around your house or garden can you find objects to match the weather?
- Sort the coloured objects and put them in baskets.
- **Yellow** object for the sun, **Blue** objects for the rain, **white** objects for the clouds, **silver** objects i.e. saucepans, for ice/ frost. You should have 4 sensory baskets.
- Explore your coloured baskets, use your senses.
- Do the objects make a noise, do they light up, do they have a smell, can you eat them, (what do they taste like if you can) and what do they feel like, are they rough, smooth, hard or soft?

Weather sensory bottles-

- Find some empty drinks bottles in your recycling bin and clean them before use.
- **For windy sensory bottle-** 1) Fill a bottle with $\frac{3}{4}$ water, 2) Then add some leaves (look around your garden and collect some leaves), 3) Fill with more water but leave a gap at the top, so there is room to shake. 4) Add the top securely and the cover the top with cello-tape or strong brown tape.
- **For sunny sensory bottle-** 1) Fill with water almost to the top and add a drop of blue food colouring or paint. 2) Add a yellow pompom for the sun. 3) Add more water leaving a gap at the top of the bottle, so there is room to shake. 4) Add the top securely and then cover the top with tape.
- **For rainy sensory bottle-** 1) Fill a bottle with $\frac{3}{4}$ water and a few drops of blue food colouring or paint. 2) Add blue and silver glitter for the rain. 3) Add more water leaving a gap at the top of the bottle. 4) Add the top securely and then cover the top with tape.
- **For cloudy sensory bottles-** 1) Add white pompoms or cotton balls to a bottle, 2) Secure the top on top and tape.

Creative activities:



Wind blow art-

Add a few drops of coloured water (food colouring or watered down paints), on to some paper, blow through a straw and blow the paint across the paper. Let's see what great patterns you can make.

Rain cloud craft-

You will need: White glue, water, blue watered down paint, paper, cotton wool balls, paint brush, small container, tray, boxes or books to prop the tray up so it is tilted.

- Pour the glue into the container, add the blue liquid paint for colour, make sure it is not too thick consistency add a little water if needed when mixing. Mix until it turns into a light blue, slightly runny glue mixture
- Place the thin paper onto the tray, making sure you use the boxes and books to prop the tray up.
- Dip the paintbrush or pipette into the blue 'rain' mixture, put small drops of 'rain' at the top of the paper. If the mixture is right, the rain will slowly run down the page. If it doesn't run down the page add a bit more water to the mixture.
- Add more rain to your paper and you will end up with raindrops running down your paper.
- Now you can add the clouds to your rain drops, glue the cotton wool ball to the top of the paper.

Light and shadow-

- Lay a big piece of white paper on the floor outside.
- When the sun is shining, can you see a shadow of a stick, a flower, or even your toys- line them up a/long the paper and see if you can find their shadows?
- Using chalk or a pencil, draw the outline of the objects shadow and colour them in.
- Can your adult guess what object your shadow is from?
- When you have finished, look at all the different shadows you have.

Make a windsock-

- **Video by Chloe and written instructions, 'How to make a Wind-sock'**




Fine motor activities:



Rainbow necklace threading-

You will need: coloured straws, string/ wool and white paper/ card

- Can you cut the straws with an adults help. Cut them into 5 cm pieces.
- Using white card or paper, can you draw and cut out small clouds and make a hole in the middle of each cloud, make sure the hole isn't bigger than the straw, so they don't fall through.
- Cut some string/ wool to the length needed for the necklace.
- Now you are ready to thread, start with a cloud, then a straw, then a cloud and continue until your necklace is full of clouds and rainbow straws.

	<p>Weather cutting activities-</p> <ul style="list-style-type: none"> • Can you follow the straight, zigzag and curvy lines on the kite tail?
<p>Physical activities:</p> 	<p>Outside activity- Using chalks, draw a cloud (for the start) then draw some raindrops. On the raindrops put random numbers, 1-5/ 1-10/ 1-20 (Depending how much room you have)</p> <p>Start at the cloud, hop/ jump/ run to the number shouted out by the adult. First play that the rain falling gently so use slow movements then you can play that the rain falls faster so you need to hop/jump/run quicker to each numbered raindrop.</p>
<p>Story related activities:</p> 	<p>Activities above in bold, have corresponding resources uploaded on the website page. Plus other weather activities, not on this plan are also saved under story related activities, such as-</p> <ul style="list-style-type: none"> • Interactive stories • Weather songs • Cloud binoculars • Potato masher rainbow painting • Weather yoga • Sensory sun tray • Sensory rain tray • Sensory weather calming sounds • Sensory weather visual video
<p>Additional activities this week:</p> 	<ul style="list-style-type: none"> • Sing and sign- Gemma and Emma • Independent skills- Can you.....? • Phase 1 phonics..... Match the sound • Physical activities- Cosmic kids Yoga • Sensory activities- Bubbles visual with music, Blow bubbles in the wind... how high do they go, do they move fast or slow in the wind? • Number activities- How many bubbles can you POP interactive game, Sequencing pattern train game • WOW bag