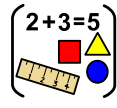
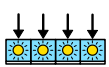


Monday



Maths

If you want to do more activities there are lots more on our web site



Daily



Activity:



Look at



the



investigating



positional



language

&



weight



pages.



Choose

one

(or



more)



with

the

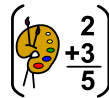


right

level of



challenge.



Topic:



Design

a



"Greener



Devon"




logo

and



poster.



You



could



enter

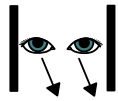
the



county



competition!



Look



in




resources

for

information.

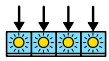




Tuesday

(ABC)

English



Daily



Activity:

Complete

1



writing task

+

1



reading task



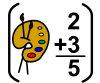
(see

the



attached

worksheets).



Topic:



Help

to keep



Britain



tidy

by



picking up

some of the

2,250,000

pieces of



litter

which are



dropped

every year.



Take

a



sack

+



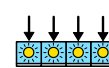
gloves

with you when you



go

for your



daily



walk

+

and see



how many

pieces of



litter

you can



pick up

on your journey.

Dispose of



the litter at

home,

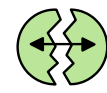


remembering

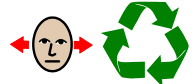
to separate



to separate



pieces of



non-recyclable

+



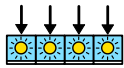
recyclable litter.



Wednesday



PSHE



Daily



Activity



Keep



practising




the internet



safety



and



send




Pam

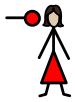


an

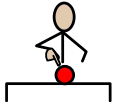
email




telling



her



what



you

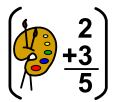


have been



doing.

plong@ellentinkham.devon.sch.uk




Topic:



How many



different




species

of



bird

can you see in




your

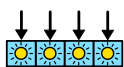


garden

or on



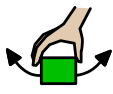
your



daily



walk?



Use

the



tally



sheet

to



record

the



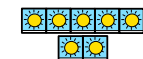
birds

you

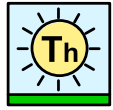


see

in a



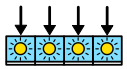
week.



Thursday



life skills



Daily



Activity:



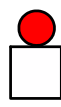
Put




clean



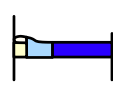
sheets



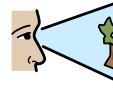
on



your



bed.




See



the video



and



instruction



sheet

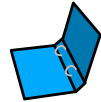


in

the



life skills



folder

to



help.

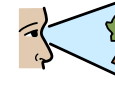
For



sensory



learners



see

the



'materials



and



textures'



ideas



sheet

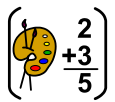


in

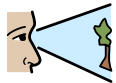
the



folder.



Topic:



See

the



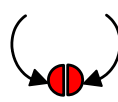
instructions

for



how

to



make




rainbow



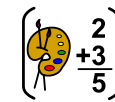
flowers



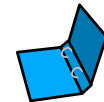
in



our



topic



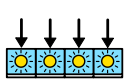
folder.



Friday



communication




Daily



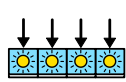
Activity:



During



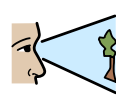
your



daily



exercise,



see



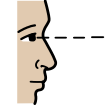
what



road signs




you can



spot.



Perhaps




you



could




draw



them,



match




them

or



take photos.



See



the



folder

for a

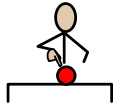


guide

to



understanding



what

the



road signs



mean,

a



drawing



recording



sheet



and



symbols

to



match



up.



Topic:



Take

the

1

minute



challenges



from

the



Friday



topic



sheet.



See



how

Sarah-Grace



did



in



the video clip!