

(ABC)



English Writing Fun



Pick

a



task

from the



choices



below.

You should



choose

1

one that is



challenging

but



not



too



hard

for



you.

1




How many

of the



different



patterns

can you



trace

or



copy?



(See the



Patterns

for



Mark-Making



worksheet.)

Following on



from



last week,

you can



use

as many



different



materials

as you can



to



draw

your



patterns.

2



EITHER

describe



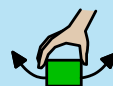
the

picture



on

3



using

the



symbols



provided

OR



write

complete



sentences

to



describe

the



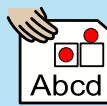
picture.



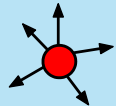
Make

sure

your



prepositions



(position

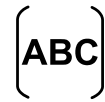


words)

are



correct!



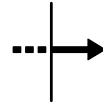
English



Writing



Fun



(Continued)

3



Imagine



you



are the



soldier



in the



picture



on



page

5



OR imagine



you



are the



little



boy,



his son.



Write



a



letter



to your



loved



one

telling

him

what you have been



doing,

how much



you



miss



him

+

and



how



you



hope



to



see



him



again



soon.



Your



letter

must



LOOK like

a



letter

-



addresses,



date,

salutation,

etc. - and you should



try

to



follow

the



rules

I have set



on



page

5



5. This week's



target:

use



paragraphs

to structure your



writing.

Lastly, it



may



be a



good idea



to



find out



about



life



during



World War 2



before you

begin

your



letter.





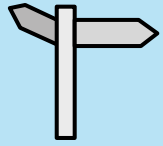
who



is doing



what?



where?



Two koalas



stretches



at the meerkats



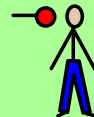
in her pouch.



A tiger



carries



his dog



on a branch.




A pelican



are sitting



her joey



in front of them.



The boys



are swimming



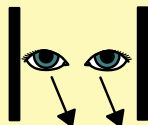
happily



under a bridge.



Three ducks



are looking



its wings



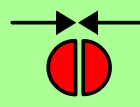
on a rock.



The kangaroo



is resting



together



in the river.


Rules for Writing Your Letter



Find out more about this photograph here: https://en.wikipedia.org/wiki/Wait_for_Me,_Daddy

No.	Rule	✓
1	Start a new paragraph * every time you write about something new.	
2	You must write at least seven sentences but you can write more.	
3	Each sentence must contain ONE of the time connectives below.	
4	One sentence must ONLY have three words.	
5	EVERY sentence must be punctuated correctly .	

Time
Connectives



meanwhile first last
next then finally
eventually this evening
last week after a
while soon afterwards
meanwhile

(*Check the dictionary if you do not know what this means.)



(ABC)



3	15	9	
1	88	X	X
4	X	25	X
X	X	11	X

English Reading Bingo

Explain what has happened so far in your book to an adult or sibling.

Read a book about a superhero.

Read from a book that has been recommended to you.

Read a book while wearing a hat.

Read a book to a parent or sibling.

Answer Blank's levelled questions about a book you are reading (see page 8).

Read a recipe and then follow it to make something in the kitchen.

Read a book that was written by a female author.

Read a story from a newspaper or news website and tell an adult what it was about.

Read a book about animals that can speak.

Take a photograph (of yourself or your child) 'in the moment' when reading a book.

Read a book with a monster in it.

Read a book in a den you have made at home.

Read a book with a prop used by one of its characters, e.g. a wizard's wand.

Read a comic.

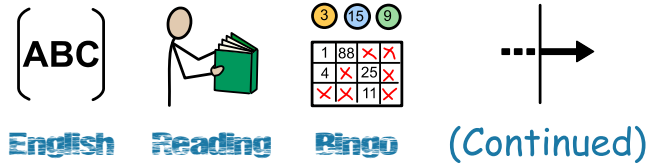
Read a book for fifteen minutes without distraction.

Read while wearing odd socks!

Read a book with a cup of tea and a biscuit. (Don't ruin your appetite!)

Write down a prediction about what will happen next then read on to find out if you are right.

Read a book that was written by a male author.



Add the choices on the previous page to a *Wheel of Fortune*-type spinner*, click spin and it'll choose for you. (*See <https://wheeldecide.com/> or do an internet search for others.)

OR

Work through each task from top to bottom.

OR

Lay the bingo sheet on a table, flip a tiddlywinks counter onto it and the square closest to where it lands is the activity you have to do.

OR

Close your eyes, holding out your finger and place it on the sheet at random.

OR

Cut out the squares in the bingo sheet, turn them over and mix them up. Get a parent or sibling to turn one over - that's the one you have to do!

Text Comprehension with Blank's Question Levels

Use these exemplar questions to enable your child to show their understanding of picture texts, e.g. illustrated storybooks, photographs, posters, etc. and books they are reading themselves (level 3 onwards).

Level 1	Level 2	Level 3	Level 4
Show me...	Where is/are...?	What is a (fruit salad/exercise book/shop, etc.)?	Why is...? <small>www</small>
Point to...	How many...?	What will happen next?	How do you know (the boy is happy, etc.)?
Find...	Find something that...	Find something that is <u>not</u> ...	What should (she/he) do if...?
Find one like this.	Name another...	How do you (make/get to/buy, etc.)?	Why should (she/he) do (something)?
Where is...	Tell me a type...	What could (mum/the girl, etc.) say?	What could (she/he) do if...?
What is this?*	How are... different?	How do you think he/she feels?	What could (mum/the girl, etc.) say?
Is this a...?	What is happening...?	How are... and ... the same?	Why don't we (use a fork to eat soup, etc.)?
			If you were... what would you do?

*If the student is pre-verbal, allow him/her to choose from a range of symbol choices.