

(ABC)



# English Writing Fun



Pick

a



task

from the



choices



below.

You



should



choose

1

one that is



challenging

but



not



too



hard

for



you.

1



Use

natural objects

(from

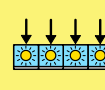


your



garden

or



daily



walk)



or objects



from

your



house

to



make



patterns

OR



write

abc

letters

of the



alphabet.

See



examples

on



page

3.

2




How

do you



spend

your



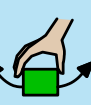
days

at



home?

**EITHER**



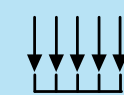
use

the



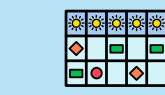
symbols (p.4)

to



complete

a



timetable (p.5)

**OR,**



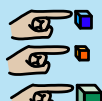
with

help

if needed,



complete

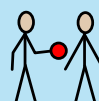


each



day

in



your own



handwriting.



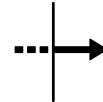
English



Writing



Fun



(Continued)

3



Have you ever read *George's Marvellous Medicine*? In it, George makes a



disgusting medicine for his mean grandma and it has amazing effects!



(See an extract from the book on page 6.) Your task is to write



6



the recipe for your own marvellous medicine; see the template on page



7 to help structure your writing. This week's target: use a time

7



**connective** at the start of each sentence when writing your



instructions.



Remember, if you decide to make your medicine, ask an adult's



permission to use ingredients and never drink (or let anyone



+



else drink) your medicine.








 Topic


 Life Skills

 PSHE


 Maths

 English


 Hoovering


 Cooking

 Exercise

 Walking


 Communication


 Singing & Signing

 Gardening


 Games


 Video Games


 Building


 Snack


 Reading


 Writing


 Counting


 Shopping


 Visiting


 Doctor's Appointment


 Art

 Music


 Playing

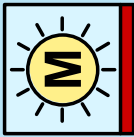
 Resting


 Sleeping


 Cycling


 Cleaning

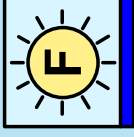
 Different


 Monday

 Tuesday

 Wednesday

 Thursday

 Friday

 Lunch



### Marvelous Medicine Number Three

**H**ere it is!" cried Mr. Killy Kranky, rushing into the kitchen. "One carton of flea powder for dogs and one can of brown shoe polish!"

George poured the flea powder into the giant stewing pot. Then he scooped the shoe polish out of its can and added that as well.

"Stir it up, George!" shouted Mr. Kranky. "Give it another boil! We've got it this time! I'll bet we've got it!"

After Marvelous Medicine Number Three had been boiled and stirred, George took a cupful of it out into the yard to try it on another chicken. Mr. Kranky ran after him, flapping his arms and hopping with excitement. "Come and watch this one!" he called out to Mrs. Kranky. "Come and watch us turning an ordinary chicken into a lovely great big one that lays eggs as large as footballs!"

"I hope you do better than last time," said Mrs. Kranky, following them out.

"Come on, chicken," said George, holding out a spoonful of Medicine Number Three. "Good chicken. Chick-chick-chick-chick-chick. Have some of this lovely medicine."

A magnificent black cockerel with a scarlet comb came stepping over. The cockerel looked at the spoon and it went *peck*.

"*Cock-a-doodle-do!*" squawked the cockerel, shooting up into the air and coming down again.

# Medicine

You will need (ingredients):

## Method:

Example: 1) First, place a large pot upon the stove.  
2) Then, pour in...



## Time Connectives

When writing your method, use one of these (and others you may think of) at the start of each sentence.

meanwhile first last  
next then finally  
eventually this evening  
last week after a  
while soon afterwards  
meanwhile

## Results

(Describe what will happen if someone takes your medicine)



(ABC)



3 15 9

1	88	X	X
4	X	25	X
X	X	11	X

# English Reading Bingo

Explain what has happened so far in your book to an adult or sibling.

Read a book about a superhero.

Read from a book that has been recommended to you.

Read a book while wearing a hat.

Read a book to a parent or sibling.

Answer Blank's levelled questions about a book you are reading (see page 8).

Read a recipe and then follow it to make something in the kitchen.

Read a book that was written by a female author.

Read a story from a newspaper or news website and tell an adult what it was about.

Read a book about animals that can speak.

Take a photograph (of yourself or your child) 'in the moment' when reading a book.

Read a book with a monster in it.

Read a book in a den you have made at home.

Read a book with a prop used by one of its characters, e.g. a wizard's wand.

Read a comic.

Read a book for fifteen minutes without distraction.

Read while wearing odd socks!

Read a book with a cup of tea and a biscuit. (Don't ruin your appetite!)

Write down a prediction about what will happen next then read on to find out if you are right.

Read a book that was written by a male author.

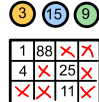




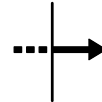
English



Reading



Bingo



(Continued)

Add the choices on the previous page to a *Wheel of Fortune*-type spinner\*, click spin and it'll choose for you. (\*See <https://wheeldecide.com/> or do an internet search for others.)

OR

Work through each task from top to bottom.

OR

Lay the bingo sheet on a table, flip a tiddlywinks counter onto it and the square closest to where it lands is the activity you have to do.

OR

Close your eyes, holding out your finger and place it on the sheet at random.

OR

Cut out the squares in the bingo sheet, turn them over and mix them up. Get a parent or sibling to turn one over - that's the one you have to do!

Text Comprehension with Blank's Question Levels

Use these exemplar questions to enable your child to show their understanding of picture texts, e.g. illustrated storybooks, photographs, posters, etc. and books they are reading themselves (level 3 onwards).

Level 1	Level 2	Level 3	Level 4
Show me...	Where is/are...?	What is a (fruit salad/exercise book/shop, etc.)?	Why is...? <small>www</small>
Point to...	How many...?	What will happen next?	How do you know (the boy is happy, etc.)?
Find...	Find something that...	Find something that is <u>not</u> ...	What should (she/he) do if...?
Find one like this.	Name another...	How do you (make/get to/buy, etc.)?	Why should (she/he) do (something)?
Where is...	Tell me a type...	What could (mum/the girl, etc.) say?	What could (she/he) do if...?
What is this?*	How are... different?	How do you think he/she feels?	What could (mum/the girl, etc.) say?
Is this a...?	What is happening...?	How are... and ... the same?	Why don't we (use a fork to eat soup, etc.)?
			If you were... what would you do?

\*If the student is pre-verbal, allow him/her to choose from a range of symbol choices.