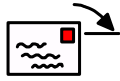



Animal Treasure Hunt Game

- Before the game begins: Read the clues and hide them in your house in the right places.
- There are three versions of clues that you can use. You can either use symbols or symbolised sentences or riddles. Choose the version that is more appropriate for your child.
- Along with the clues you can hide toy animals or soft toys.
- You can place the 'Letter from Zoo Keeper - end of activity' at the final destination (which is under the bed). This letter finishes the game and acts as a prompt for pretend play, as your child can feed the animals, give them a drink or even bath them and brush their fur!
- Once everything is set up, read the 'Letter from Zoo Keeper - beginning of activity' to motivate your child and get the activity started. Once you have read the letter, read the first clue (which is the shoe) and begin your little treasure hunt!


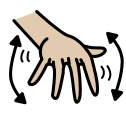

Have fun!




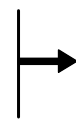

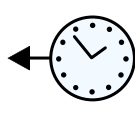
Dear Parents and children,




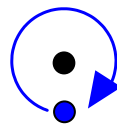
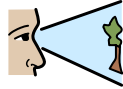

I am writing to warn you of the dangers



you might encounter in your house.




Wild animals have escaped from the zoo



and they have been seen around your



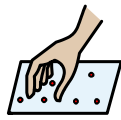
house.



You



have been




selected



as a team



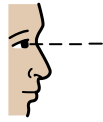
of experts



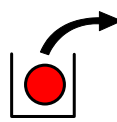
to investigate



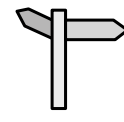
and



look



out




for signs of



the animals.



Read



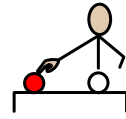
carefully



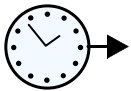
the




clues




that



will



lead




you


to the



animals.




Our



zoo



needs



you.



Good Luck,



Zoo keeper