

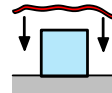
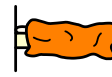
Sequence for making your bed

1



1. fluff the pillow.

2



2. Straighten the duvet and shake the duvet cover.

3

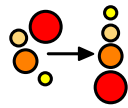


3. Fold back the duvet.

4



4. Straighten all the sheets.



Sequence for changing your sheets

1



1. Check



you



have



your

pillowcase,



bottom



sheet



and



duvet



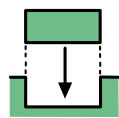
cover.

2



2. Put

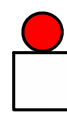
the




fitted



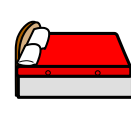
sheet



on



your



mattress.

3

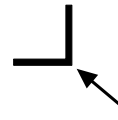


3. Tuck in



all

4




4

corners.

4



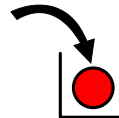
4. Put



your



pillow




into

the pillowcase.

5



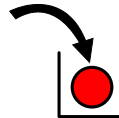
5. Put



your

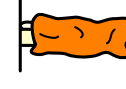


duvet

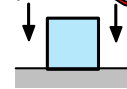


into

the



duvet



cover.

6

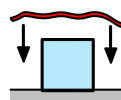


6. Lay

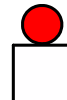
the




duvet



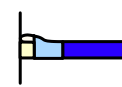
cover



on



your



bed.

7

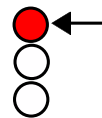


7. Put

the




pillow

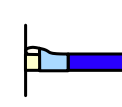


at the top

of



your



bed.