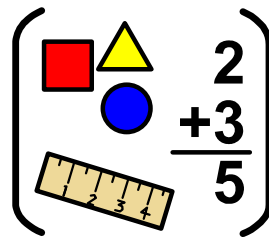
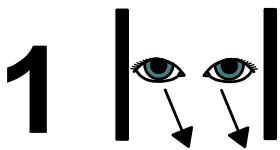


Positional language



maths



1. Watch



Emily's



video

on




positional



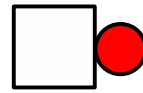
language

2



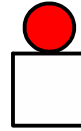
2. Match the symbol / word to the picture

Next to




.

On top of



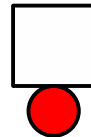
.

Behind



.

Below / under



.

In




.



3


-



Task three - follow the instructions in Emily's video.



You can use the symbols below or nature.



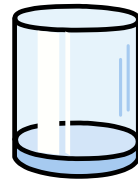
stick



grass



flower




glass



feet



grass



stand



tree



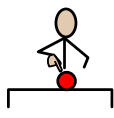
Task

4

4

-


-



What



can

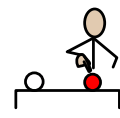


you



find

in



this



picture



to describe?

