




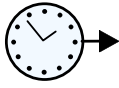
Colour



Mixing



You



will



need:



A

tray



Paint

2

(2



colours

for



each



plastic bag)



Clear

sealable



plastic bags



(zip

lock






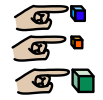



sandwich


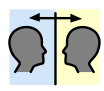



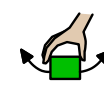



bags)



Sticky tape (to seal and strengthen)

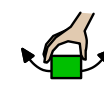






1  **Use** **2**  **paints** **+**  **place**  **each**  **coloured**  **paint**  **in** **the**


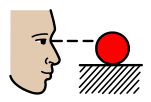



 **corners**  **opposite**  **each other.**

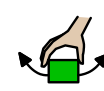

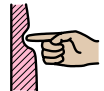




2  **Use**  **sticky tape** **to**  **seal** **+**  **strengthen the squishy plastic bags.**



3  **Secure**  **the squishy plastic bag**  **flat**  **onto**  **a surface**  **with**

 **sticky tape** **to**  **make**  **more**  **secure.**

4  **Using**  **your**  **fingers**  **gently**  **rub**  **the paint** **to**  **mix** **+** **and**

 **blend.**  **Watch** **the**  **different**  **patterns**  **appear.**

5  **Use**  **hands** **or**  **soft**  **objects** **to**  **make**  **patterns** **+**  **and shapes**

 **in** **the**  **paint.**