

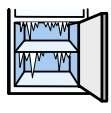






 Sensory  Gel bags








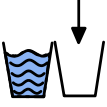

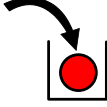

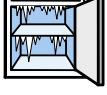
?  What you need:





 zip  freezer bag



 Clear  hair gel






 flowers,  petals +  leaves



**1**       
1. Put the flowers, petals or leaves in the bag

**2**       
2. Empty hair gel into the zip freezer bag

**3**      
3 Seal the bag add tape if needed, now explore

   
your sensory bag

**4**       
4. You could make separate ones with different

   
colours, sizes etc.