



Make a String Telephone



What you need:



2 paper cups





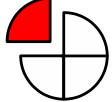

A sharp pencil or sewing needle to help poke holes


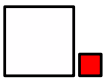
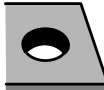







String



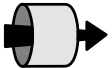
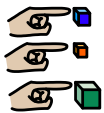


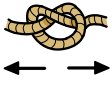



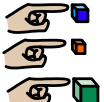
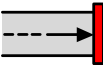




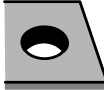
Instructions:

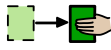
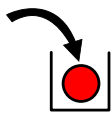
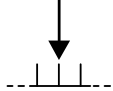




1  Cut a long  piece  of  string.




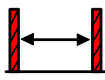
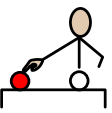

2  Poke a small  hole  in the bottom  of  each 


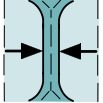
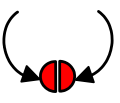



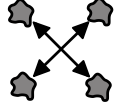
 paper  cup.


3  Thread the  string  through  each  plastic cup  and  tie knots



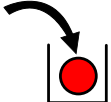



 at  each  end  to  stop it  pulling  through  the holes.



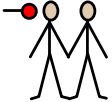



4       
 4. Move into position with you and a partner




     
 holding the plastic cups at a distance that makes the

      
 string tight (making sure the string isn't touching anything


 else).

5 **1**      
 5. One person talks into the cup while the other

     
 puts the cup to their ear and listens.

?   
 Can you hear each other?