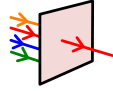







?    
How to Filter Water









    
What you need.



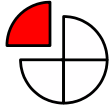


**2**    
2 litre plastic bottle.

  
scissors

      
Filters: Paper towel, Napkin, Sand, Gravel,

  
Cotton Wool

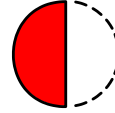
         
Dirty water (you can make tap water dirty by

      
adding small bits of plastic or soil)

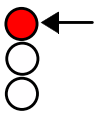


Method:

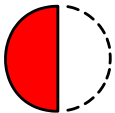
**1**



1. Cut the plastic bottle in half. Turn the



top



half



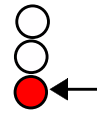
upside down and



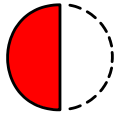
put



it inside the



bottom



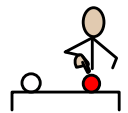
half.

**2**




Put

the paper towel in the plastic bottle. This



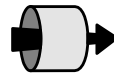
is your filter.




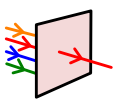
**3**



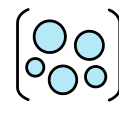
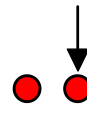
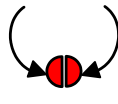
Pour the dirty water through it. What does



the filtered water look like?



4

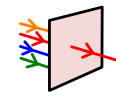
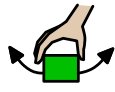
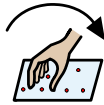


4. Clean the plastic bottle. Make another batch of



dirty water.

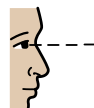
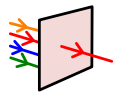
5



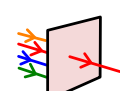
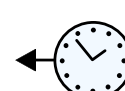

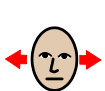
5. Try using different materials as a filter. You can



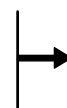
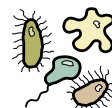
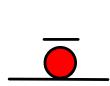
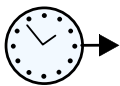
use napkin, gravel, sand or cotton wool.



Which filter makes the water look the cleanest?



Do not drink the water, even when you have filtered it.



It will still have bacteria from the soil in it.