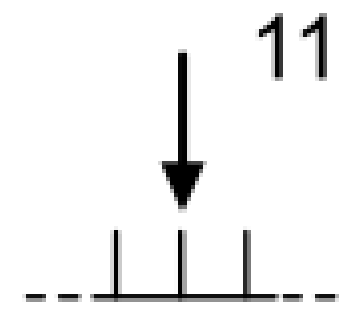



Thursday



June



11th



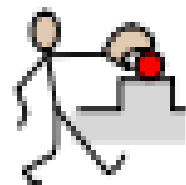
Today is



Science



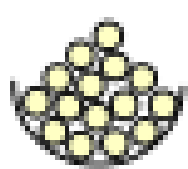
We've




Got




the Power!



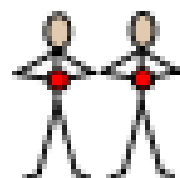
Lots of




things




in



our




homes



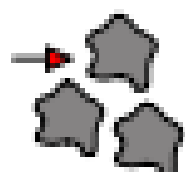
need




electricity




to make



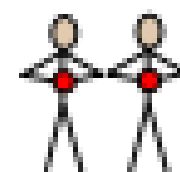
them




work.



In




our



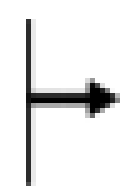
homes




electricity



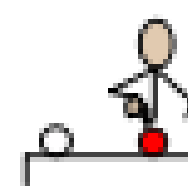
can




come from




sockets



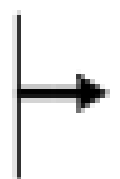
(this is



called




mains electricity),



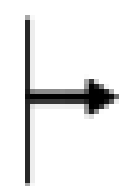
from



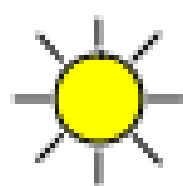
batteries



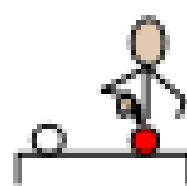
or maybe




from the




sun




(this is



called



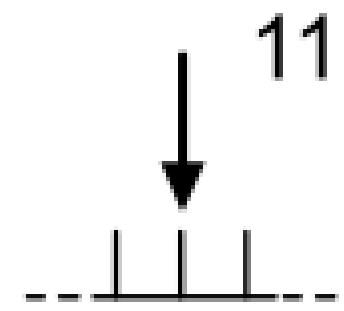
solar power).




Thursday



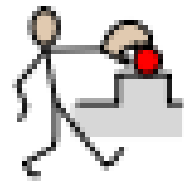
June



11th



We've



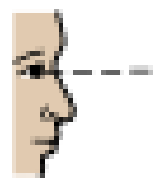
Got




the

Power!


continued




Look




around




the rooms



in



your

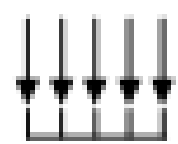


home


and



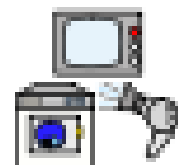
find



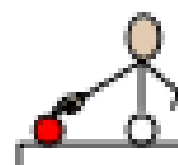
all




the different



things



that



need



electricity.



Write



or draw



or use



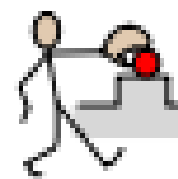
symbols



to fill in the




We've



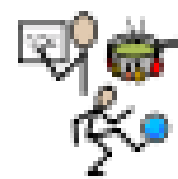
Got



the Power




Challenge



activity.




Have



a think.




Do




the things use




mains electricity,



batteries



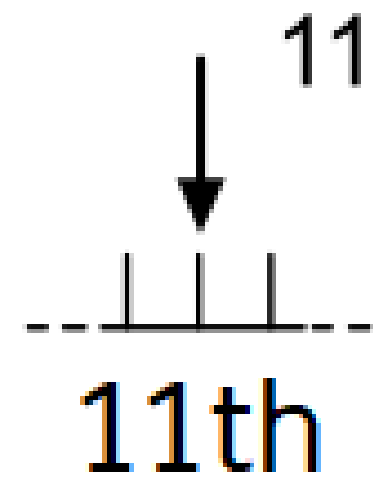
or solar power?




Thursday



June



11th



Today is



Tasting



Sensory Activity

Time to get messy! Make some chocolate oobleck for today's taste-safe sensory play.

?? What's oobleck?! Oobleck is a non-Newtonian fluid so under pressure (hitting, squeezing, or jabbing) it acts like a solid. In contrast if you're gentle with it (resting a finger on it's surface or holding it in cupped hands) it acts like a liquid (finger sinks in or the oobleck flows out of your hands).

You need:

A tray or bowl; cups; spoons and utensils; sieve; cornflour; water; cocoa powder (hot chocolate powder works but won't make as dark a colour – and it's got sugar in!)

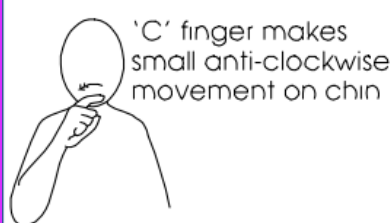
The oobleck is roughly 2 parts cornflour to one part water.

Chocolate oobleck needs 1½ cups of cornflour, ½ cup cocoa and 1 cup of water.

Let your child have fun adding the water to the cornflour/cocoa and using utensils and best of all their hands to mix and explore. You could add cars, trucks, plastic minibeasts, for extra play fun. Or find twigs, leaves and pebbles from the garden – but then this won't be edible anymore! 😊



chocolate



chocolate



STUCK IN MUD