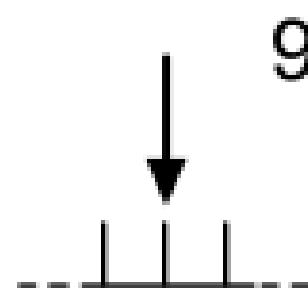



Tuesday



June



9th



Today is



English

Writing and Following Instructions



instructions



washing hands



planting a seed



planting

- Look at the Washing Hands and Planting a Seed challenge sheets on the website. Can you put the jumbled up instructions in the right order?
- Now have a go at writing your own instructions for one of these:
 - Brushing your teeth
 - Getting dressed
 - Making a piece of toast
 You can draw pictures or write the words or use symbols.




brush teeth



brush teeth



get dressed



Both hands, fingers apart, make two very quick downward movements on body


get dressed



toast



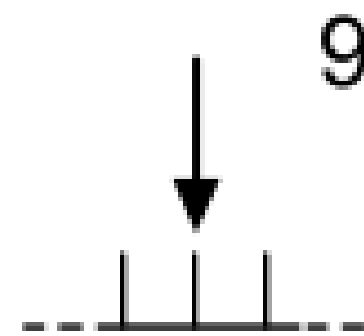
toast




Tuesday



June



9th



Today is



English

Writing and Following Instructions continued

- Now follow the instruction sheet for making Banana Muffins from left over bananas. Make sure you follow each instruction in the right order!
- Send us a photo of you making your yummy muffins.



banana



banana



muffin



muffin

- Time for a think and a chat!



think



think




chat



chat

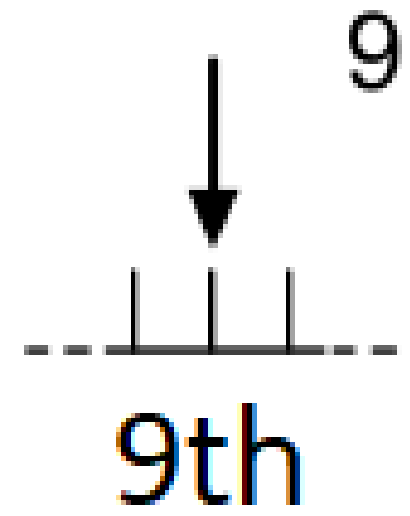
- What do you think would have happened if you had missed out one of the instructions?
- What do you think would have happened if you had followed the instructions in a different order?
- Have a chat with your child/grown up about what might have happened.
- Maybe you could draw a picture of what you think your muffins might have looked like if you didn't follow the instructions properly!




Tuesday



June



9th



Today is



Hearing



Sensory



Activity

Explore making sounds whilst feeling the different textures in this sensory sound activity



You will need:

- * uncooked rice/pasta, dried beans/lentils
- * cling film stretched over a bowl OR use a drum
- * clean empty tin cans OR a metal xylophone
- * a large tray or box lid
- * spoons, jugs and little cups for pouring

Help your child explore pouring the different dry foods onto the clingfilm 'drum' or tin cans.

When you have finished, why not use the rice, beans and pulses to make a sensory rainstick to enjoy the gentle sound of the rain. If it rains soon, go outside and listen to the real rain and compare with your rainstick!



rain



rain



<https://www.giftofcuriosity.com/diy-rain-stick-craft/>

<https://rhythmsofplay.com/diy-rainstick-musical-sensory-bottle/>