


Labelling The Ugly Duckling Story:


- Read through 'The Ugly Duckling Story' PowerPoint.
- After reading the story, label its parts. You can either use symbolised labels (found in page 3) or unsymbolised labels (found in page 4).
- Refer to the PowerPoint, if you get confused or you need some reminders.




The Ugly Duckling




Blank space for writing.




Blank space for writing.



Blank space for writing.




Blank space for writing.



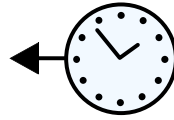

Blank space for writing.




Blank space for writing.



Blank space for writing.



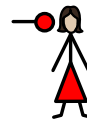
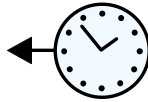

The ugly duckling was sad.




The ugly duckling met an old woman.



The ugly duckling was cold.




The mother duck was with her eggs.



The ugly duckling became a swan.



The ugly duckling hatched.



The ugly duckling met a farmer.

The ugly duckling was sad.

The ugly duckling met an old
woman.

The ugly duckling was cold.

The mother duck was with her eggs.

The ugly duckling became a swan.

The ugly duckling hatched.

The ugly duckling met a farmer.