




Beanstalk



Cutting




What you will need:



- Scissors



- Green playdough





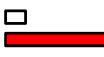


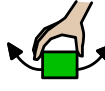
What you need to do:









1





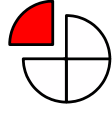







1. Make some green playdough

2  Roll  you  playdough,  like a sausage  shape.

3  When you  have a  long,  tall  beanstalk,  using

 your  scissors  carefully  cut  the  playdough  into  big,

 small,  long  or  short  pieces

4  Now you  have cut  your  beanstalk,  how many

 pieces  do you  have?