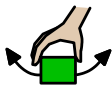


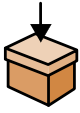
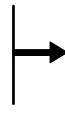
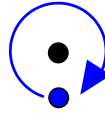




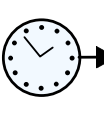
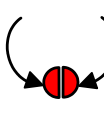
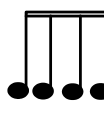


Rhythm and **rhyme** sequences

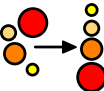
Phonics Phase 1.

1









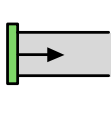


 1. Using instruments or different objects from around






 you homes, your adult will make a rhythm



 sequence.

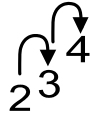
2




1


 2. Your adult will start with 1 single sound, then

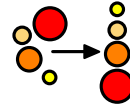
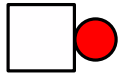






 they will ask you to copy the sound.

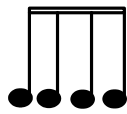
3



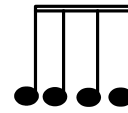

3. Gradually the adult will increase the difficulty



by having a more complex sequence of



sounds or different rhythms.



Can you remember the rhythm?