








## Early Years (Ladybirds and Dragonflies)

<b>Story of the Week</b>	The Train Ride
<b>Story related activities</b>  	<ul style="list-style-type: none"> <li>• Watch Cbeebies 'Melody and the Fast Little Train' <a href="https://www.youtube.com/watch?v=WhljsYnFe5I">https://www.youtube.com/watch?v=WhljsYnFe5I</a></li> <li>• Listen to 'The Magic Train Ride' song by Barefoot Books. <a href="https://www.youtube.com/watch?v=8eSxrPzoZY0">https://www.youtube.com/watch?v=8eSxrPzoZY0</a></li> <li>• Play with a train set. Try placing the track in different materials for a sensory experience, e.g. dry cereal, shaving foam, oats, sand, leaves and grass etc.</li> <li>• Make a junk model train using recycling materials and packaging. <a href="#">See website for suggested ideas</a></li> <li>• Build a bridge or make a tunnel for the train to travel over or through. Use building bricks such as duplo to build a bridge, and a cardboard box with a hole cut in it for a tunnel.</li> <li>• Cut out some paper 'tickets' for your child to mark make on using pencils or crayons. Use them in a role play activity.</li> <li>• Some children may be able to order the letters of their name using the train carriages – <a href="#">see website for letter train printable resources</a></li> </ul>
<b>General Activity Ideas</b>	
<b>Phase 1 Phonics activity</b>  	<p><b><u>Exploring alliteration (words that begin with the same sound)</u></b> Hide objects beginning with the same sound in a bubbly bath (or tray of water) for your child to find, they may enjoy fishing them out with a sieve or a cup. If they can, encourage your child to name the objects as they are found e.g. flannel, frog, fish – soap, sponge, spoon – shark, shampoo, ship. Alternatively, you can name them so your child can hear the sound.</p>
<b>Number / shape activity</b>  	<p><b><u>Number recognition</u></b> – Write large numbers on the ground in chalk. Encourage your child to use a paintbrush dipped in water and trace over the numeral. Can they tell you the number?</p> <p><b><u>Counting using number songs</u></b>- Count out 5 currant buns (or cakes, doughnuts. These could be real or made from playdough) Sing 5 currant buns and support your child to take a 'bun' each time. Recount the collection of buns each time one has been taken away. If you have some number cards or magnetic numbers, ask your child if they can identify the corresponding numeral. Listen to the song here: <a href="https://www.youtube.com/watch?v=-mi79hRcSXI">https://www.youtube.com/watch?v=-mi79hRcSXI</a> <a href="#">See website for printable numbers and currant buns if required.</a></p> <p><b><u>Sorting and matching</u></b> – Gather together a collection of different socks. Support and encourage your child to match them into pairs. Sort them by length, colours, patterns. Whilst doing this, talk about the different colours, patterns and whether they are 'short' or 'long'. Some children may begin to</p>

	<p>use this vocabulary themselves, whilst for others it is about exposure to the language and sensory exploration of colours and textures.</p> <p><a href="#">There are some printable matching sock pairs on the website, for cutting and sticking</a></p>
<p><b>Sensory play</b></p> 	<p><b>Reflections</b></p> <p>Create a treasure basket based on a shiny/reflective theme. Treasure baskets are a fantastic opportunity for children to explore real objects with all their senses. <a href="#">A list of possible objects to collect is included on the website this week.</a> All of these are fairly readily available and make a variety of sizes, textures and shapes to feel, look at and explore.</p> <p>Some children may be able to describe the objects – <a href="#">see additional vocabulary prompts</a></p>
<p><b>Physical Development (Gross or Fine Motor)</b></p> 	<p><b>Obstacle Course</b></p> <p>Set up an obstacle course, indoors or out, for your child to follow. You could make different activity stations, for example, a mat to jump onto, a rope or piece of string to follow, a chalk circle to hop into, a soft mat or blanket to crawl along etc.</p> <p><a href="#">See the website document for some more ideas.</a></p>
<p><b>Creative activity</b></p> 	<p><b>Train tracks</b></p> <p>Dip a toy train in paint and then roll it on some paper – look at the tracks it leaves behind.</p> <p>If your child doesn't have a toy train, any vehicle will do. Try to find some with different textured wheels as these will create different effects on the paper.</p> <p><a href="#">Activity plan and train track template on website</a></p>
<p>Activities above in <b>blue</b>, have corresponding resources uploaded on the website page.</p>	
<p><b>Additional Documents on website this week</b></p> 	<ul style="list-style-type: none"> <li>• Design your own vehicle cut and stick activity</li> <li>• Pencil control activities</li> <li>• The Train Ride colouring sheets</li> <li>• Train drawing outline</li> <li>• Train number matching activity</li> <li>• Lotto picture matching game</li> <li>• Phonics Phase 1- I Spy video <a href="https://www.youtube.com/watch?v=n4YaF-jXWuY">https://www.youtube.com/watch?v=n4YaF-jXWuY</a></li> <li>• Tap Tap Song video – listen and copy the sounds</li> <li>• Voice sounds picture prompt cards</li> </ul>