


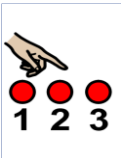



**Early years Dragonfly and Ladybird Class**  
**Story related activities.**

<p>Story of the week:</p> 	<p>Farmyard Hallabuloo</p>
<p>Role play:</p> 	<ul style="list-style-type: none"> <li>• Open a farm shop- Using pretend or real fruit and vegetables, empty milk cartons or plastic bottles and empty egg cartons. If you have a till and money you could use them too. Count how many items your customer has bought.</li> </ul>
<p>Phase 1 Phonics:</p> 	<p>Look around your home, garden or on you daily walks for objects that begin with the same letters:</p> <ul style="list-style-type: none"> <li>• <b>C</b> is for Cow. Can you find objects beginning with <b>C</b>?</li> <li>• <b>F</b> is for Farm. Can you find objects beginning with <b>F</b>?</li> <li>• <b>P</b> is for Pig. Can you find objects beginning with <b>P</b>?</li> <li>• <b>H</b> is for Horse. Can you find objects beginning with <b>H</b>?</li> </ul> <p><b>Watch the video- Animal and letter sounds with Chloe</b></p>
<p>Number activities:</p> 	<p><b>Animal sorting:</b></p> <ul style="list-style-type: none"> <li>• Using farm and zoo animals, can you sort the right animals into their groups (Farm animals together and zoo animals together)</li> <li>• Once you have sorted them into the correct groups, if you have weighing scales, weigh them to see which group is heavier. Is it the farm animals or the zoo animals?</li> </ul> <p><b>Can you group the animals together?</b></p> <ul style="list-style-type: none"> <li>• Using happy land farm or whichever farm animals you have can you group the animals together and how many in each group?</li> <li>• If you live near real farm animals, on your walk, you could count how many farm animals you can see from each group</li> </ul> <p>Groups are: 1) Cows, 2) Horses, 3) Chickens, 4) Sheep and 5) Pigs</p> <p><b>Use the sheet saved separately, to record your findings.</b></p>
<p>Sensory play:</p> 	<p><b>Corn play:</b></p> <ul style="list-style-type: none"> <li>• <b>A BIT FOR THE ADULTS-</b> Open and drain the tin of sweetcorn</li> <li>• Empty the sweetcorn into a tray</li> <li>• If you have some corn on the cob you could also pop this in a different tray and explore the different textures of the two.</li> <li>• Are they soft, hard, wet, dry etc.?</li> </ul> <p><b>Explore different animal textures:</b></p> <ul style="list-style-type: none"> <li>• Put some wool and feathers in a separate tray and explore the textures</li> <li>• Do you know which animals they come from?</li> </ul>

### Small world farm:

- Using straw, mud, sand, water on your farm. Put the animals in the sensory trays and explore.
- Can you find which sensory material the animals would like to live on i.e. Pigs in mud

### Creative activities:



### Make a bird feeder:

- 1) Use a pine cone,
- 2) Spread some peanut butter on it
- 3) Next sprinkle some bird seed on the pine cone
- 4) Then wrap some string around the cone to secure so you can hang it up outside for the birds

#### WHAT YOU NEED:



#### STEP 1:



#### STEP 2:



#### STEP 3:



#### STEP 4:



### Shape Scarecrow Craft:

- Using different coloured paper, draw different shapes:
  - Circle- Head,
  - Triangle- Hat,
  - Big rectangles- Arms and legs,
  - Small rectangles- Straw,
  - Square- Body
- Cut the shapes out.
- Talk to your adult about where you think the shapes go, then stick the correct shapes in the correct place, to complete your scarecrow.
- Draw a face on your scarecrow.
- You could stick a small bamboo skewer to the back of your scarecrow and stand it up in an indoor plant pot.



### Fine motor activities:



### Feed the farm animals:

- Draw some animal faces- sheep, cow, chicken, horse.
- Colour your animal faces, if you have drawn a sheep you could decorate it with cotton wool. If you have drawn a chicken you could decorate it with craft feathers.
- Cut the faces out then cut out a mouth shape.
- Next, using a paper/plastic cup, tape the animal face to the top of the cup so the mouth is at the opening of the cup.
- Once you have done this for your animals place them in a tray.
- Using rice crispies, dry rice etc - let your child scoop the food with a spoon or use tweezers to put the food into your animal's mouth.
- You can now feed your farm animals.




### Milk the cow:

- You will need-

- Latex gloves/ rubber gloves
  - Pin
  - Milk/water
  - Black/brown felt pen
  - String
  - Cups/tray
- Draw cow spots on your glove (Udders).
  - Fill the glove with milk/water and tie in a knot.
  - Using the string, tie around the knot at the top of the glove and then hang it from a surface.
  - When you are ready to play, place the cup/ tray underneath the glove.
  - Then get an adult to poke a tiny hole in the fingertips of the glove, then squeeze the udders.
  - You now milking the cow.
  - Make sure you get the water/milk in the cups/ tray!

### Writing and cutting sheets saved separately

### Physical activities:



### Action song:

- Dingle Dangle scarecrow

### Parachute games/ songs

- Find a cuddly animal and put it on top of your parachute, for example a pig, then sing (in the tune of 'What shall we do with a drunken sailor?')

What shall we do with the little pig?  
What shall we do with the little pig?  
What shall we do with the little pig?  
Early in the morning

Bounce and bounce and bounce and bounce him  
Bounce and bounce and bounce and bounce him  
Bounce and bounce and bounce and bounce him  
Early in the morning

Wiggle, wiggle, wiggle the pig,  
Wiggle, wiggle, wiggle the pig  
Wiggle, wiggle, wiggle the pig  
Early in the morning

Up and down and up and down,  
up and down and up and down  
up and down and up and down  
Early in the morning'

Move like an animal:

- Skip like a lamb
- Paddle like a duck
- Gallop like a horse
- Flap like a chicken

Take turns to move like an animal and see if you can guess which animal the other person is pretending to be.

Story  
related  
activities:



Activities above in **bold**, have corresponding resources uploaded on the website page. Plus other Farmyard Hallabuloo activities, not on this plan are also saved under story related activities, such as-

**Creative activities**-Create your own farm

-Fruit and vegetable printing with Claire

**Number activities** -Counting eggs and number cards

-On the farm counting 1-5, 1-10 interactive game

- Different matching games

-Watch the video- 5 Little ducks sing and sign counting with Gemma

**Phonic activities** -Matching rhyming cards

-Watch the video- Animal and letter sounds with Chloe

**Sensory activities** -Mr Tumble on the farm

-Videos and Photos of our visit to the farm

-Old Mac Donald sensory tray

**Songs**

-1,2,3 It' s a farmers life for me

-Driving my tractor

-Farmyard Jamboree

-I went to visit the farm one day

**Sing and sign**

-With Chloe and Emma

Additional  
activities  
this week:



**Phonics phase 1** -Instrumental sounds

-Rhythm sequencing

**Sensory activity** -Bug rescue

-Rice and ice sensory tray

**Physical activities** -Skittles - (also covers Creative activities)

-Move by number - (also cover Number activities)

**Fine motor activity**-Posting- colour, sorting and fine motor (also covers Number activities)